



SOUTHWESTERN ATHLETIC CONFERENCE

2018 BASEBALL TOURNAMENT NOTES

WWW.SWAC.ORG

CONFERENCE & OVERALL STANDINGS

EAST

TEAM	SWAC			OVERALL		
	W	L	PCT	W	L	PCT.
zAlabama State	18	6	.750	27	20	.574
Jackson State	17	7	.708	32	16	.667
Mississippi Valley	9	15	.375	11	33	.250
Alabama A&M	9	15	.375	12	37	.245
Alcorn State	7	17	.292	12	37	.245

z= East Division Champion

WEST

TEAM	SWAC			OVERALL		
	W	L	PCT	W	L	PCT.
zTexas Southern	17	6	.739	23	26	.667
Grambling State	14	10	.583	23	24	.531
Arkansas Pine Bluff	12	10	.545	20	23	.296
Prairie View A&M	8	16	.333	13	38	.206
Southern	6	15	.286	9	33	.214

z= West Division Champion

TOURNAMENT SCHEDULE

WEDNESDAY MAY 16

- GAME 1: 9 A.M.:** #2 E Jackson State vs. #3 W UAPB
- GAME 2: Noon:** #2 W Grambling State vs. #3 E Mississippi Valley
- GAME 3: 3 P.M.:** #1 W Texas Southern vs, 4 E Alcorn State
- GAME 4: 6 P.M.:** #1 E Alabama State vs. #4 W Arkansas Pine Bluff

THURSDAY MAY 17

- GAME 5: 9 A.M.:** Loers Game 1 vs. Loser Game 3
- GAME 6: NOON:** Loser Game 2 vs. Loser Game 4
- Game 7: 3 P.M.:** Winner Game 1 vs. Winer Game 2
- Game 8: 6 P.M.:** Winner Game 2 vs. Winner Game 4

FRIDAY MAY 18

- GAME 9: 9 A.M.:** Loser Game 7 vs, Winner Game 5
- GAME 10: NOON:** Winner Game 6 vs. Loser Game 8
- GAME 11: 3 P.M.:** Winner Game 7 vs. Winner Game 9
- GAME12: 6 P.M.:** Winer Game 10 vs. Winner Game 8

SATURDAY MAY 19 (IF NECESSARY)

- GAME 11b: Noon:** Winner Game 11 vs. Loser Game 11
- GAME 12b: 3 P.M.:** Winner Game 12 vs. Loser Game 12

SUNDAY MAY 20

- GAME 14: 2 P.M.:** Winer Game 11 vs. Winner Game 12

Championship game will be live on ESPNEWS

NEWS & NOTES

- Texas Southern is looking to capture back-to-back SWAC baseball titles and its third in four seasons. The Tigers would be the first SWAC team to capture at least three of four titles since Southern wn four of five from 2001-2005.

- Kamren Dukes of Texas Southern brings an active hitting steak of 34 games into the tournament. Dukes hitting streak is the longest of any player in the league this seaso, the longest active streak in th enation and the second longest overall.

- Alabama State is looking to capture its second title in three seasons, and looking to reach its third straight SWAC title game.

- Jackson State is looking to win its first SWAC title since goint back-to-back in 2014. The Tigers will look to improve on last seaso's exit in the semifinals a season ago.

- Grambling State enters the tournament as the 2 seed in the west. The Tigers will look to improve on last seaso's early exit.

Follow the SWAC



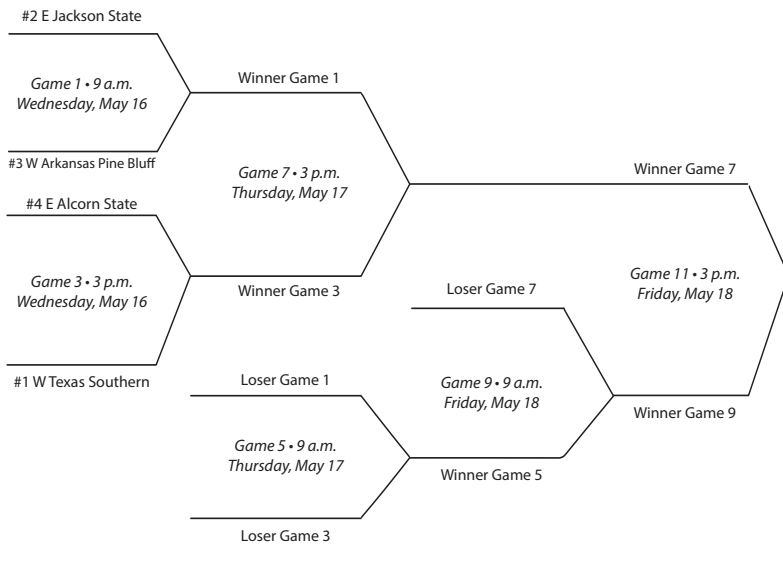
2018 BASEBALL TOURNAMENT BRACKET

2018 Southwestern Athletic Conference Baseball Tournament



Bracket A

May 16-20 • Wesley Barrow Stadium • New Orleans, Louisiana

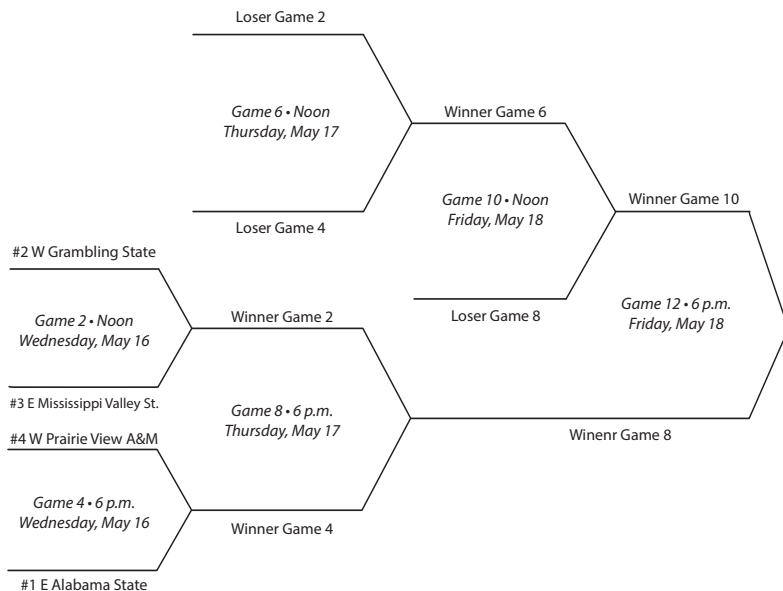


Bracket A Schedule			
Date	Game/Round	Teams	Time
Wednesday, May 16	Game 1: Opening Round	#2 East vs. #3 West	9 a.m.
Wednesday, May 16	Game 3: Opening Round	#1 West vs. #4 East	3 p.m.
Thursday, May 17	Game 5: Second Round	Loser Game 1 vs. Loser Game 3	9 a.m.
Thursday, May 17	Game 7: Second Round	Winner Game 1 vs. Winner Game 3	3 p.m.
Friday, May 18	Game 9: Quarterfinals	Winner Game 5 vs. Loser Game 7	9 a.m.
Friday, May 18	Game 11: Semifinals	Winner Game 7 vs. Winner Game 9	3 p.m.
Sunday, May 20	Game 14: Championship	Winner Game 11 vs. Winner Game 12	2 p.m.

Bracket B



2018 SWAC
Baseball Champion



Bracket B Schedule			
Date	Game/Round	Teams	Time
Wednesday, May 16	Game 2: Opening Round	#2 West vs. #3 East	Noon
Wednesday, May 16	Game 4: Opening Round	#1 East vs. #4 West	6 p.m.
Thursday, May 17	Game 6: Second Round	Loser Game 2 vs. Loser Game 4	Noon
Thursday, May 17	Game 8: Second Round	Winner Game 2 vs. Winner Game 4	6 p.m.
Friday, May 18	Game 10: Quarterfinals	Winner Game 6 vs. Loser Game 8	Noon
Friday, May 18	Game 12: Semifinals	Winner Game 10 vs. Winner Game 8	6 p.m.
Sunday, May 20	Game 14: Championship	Winner Game 11 vs. Winner Game 12	2 p.m.

2018 SWAC PLAYERS OF THE WEEK

Week	Hitter	Pitcher
1	Kirt Cormier Alcorn State	Darius Wright Alabama State
2	Ray Hernandez Alabama State	Darren Kelly Alabama State
3	Rafael Ramirez Grambling State	Gage Dollar Alabama State
4	Christian Sanchez Texas Southern	Aaron Solis Texas Southern
5	Rafael Ramirez Grambling State	Michael Villanueva Texas Southern
6	Gaudencia Lucca Texas Southern	Aaron Solis Texas Southern
7	Marshawn Taylor Grambling State	Dalton Wilder Alabama State
8	Marshawn Taylor Grambling State	Tyler Laux Prairie View A&M
9	Hunter Allen Alabama State	Aaron Solis Texas Southern
10	Gustavos Rios Alabama State	Carlos Lopez Alcorn State
11	Justin Barna Alcorn State	Darius Wright Alabama State
12	Joseph Estrada Alabama State	Aaron Solis Texas Southern

ALL TIME CHAMPIONS

Year	Champion
2017	Texas Southern
2016	Alabama State
2015	Texas Southern
2014	Jackson State
2013	Jackson State
2012	Prairie View A&M
2011	Alcorn State
2010	Grambling State
2009	Southern
2008	Texas Southern
2007	Prairie View A&M
2006	Prairie View A&M
2005	Southern
2004	Texas Southern
2003	Southern
2002	Southern
2001	Southern
2000	Jackson State
1999	Southern
1998	Southern
1997	Southern
1996	Southern
1995	Jackson State
1994	Jackson State
1993	Jackson State
1992	Southern
1991	Southern
1990	Jackson State
1989	Jackson State
1988	Southern
1987	Southern
1986	Jackson State
1985	Grambling State
1984	Grambling State
1983	Grambling State
1982	Jackson State
1981	Southern
1980	Jackson State
1979	Southern
1978	Jackson State
1977	Jackson State
1976	Southern
1975	Southern
1974	Southern
1973	Jackson State
1972	Southern
1971	Jackson State
1970	Southern
1969	Southern
1968	Jackson State
1967	Grambling State
1966	Southern
1965	Southern
1964	Grambling State
1963	Grambling State
1962	Grambling State
1961	Grambling State
1960	Southern
1959	Southern

SWAC CHAMPIONSHIP HISTORY

Number of Championships

Southern - 26 (2009, 2005, 2001-03, 1996-99, 1991-93, 1987-88, 1981, 1979, 1974-76, 1972, 1970, 1969, 1965-66, 1959-60)

Jackson State - 16 (2013-14, 2000, 1993-95, 1989-90, 1986, 1982, 1980, 1977-78, 1973, 1971, 1968)

Grambling State - 9 (2010, 1983-85, 1967, 1961-64)

Texas Southern - 4 (2017, 2015, 2008, 2004)

Prairie View A&M - 3 (2012, 2006-07)

Alabama State - 1 (2016)

Alcorn State - 1 (2011)

Longest Championship Streaks

4 - Southern (1996-99), Grambling State (1961-64)

3 - Southern (2001-03), Jackson State (1993-95), Southern (1991-93),

2 - Grambling State (1983-85), Southern (1974-76)

Championships by Decade

2010's - 2 - Jackson State, Texas Southern; 1 - Prairie View A&M, Alcorn State, Grambling State, Alabama State

2000's - 5 - Southern; 2 - Texas Southern, Prairie View A&M; 1 - Jackson State

1990's - 7 - Southern; 4 - Jackson State

1980's - 4 - Jackson State; 3 - Grambling State, Southern

1970's - 6 - Southern; 4 - Jackson State

1960's - 5 - Grambling State; 4 - Southern; 1 - Jackson State

1950's - 1 - Southern

2018 POSTSEASON ALL-CONFERENCE HONORS**Player of the Year** Kamren Dukes (Texas Southern)**Pitcher of the Year** Aaron Solis (Texas Southern)**Relief Pitcher of the Year** Jose Tirado (Jackson State)**Hitter of the Year** Kamren Dukes (Texas Southern)**Newcomer of the Year** Raul Hernandez (Jackson State)**Freshman of the Year** Nickelle Galatas (Jackson State)**Coach of the Year** Jose Vazques (Alabama State)**First Team All-SWAC**

C – Stephan Vidal (Jackson State)

1B – Christian Sanchez (Texas Southern)

2B – Gaudencio Lucca (Texas Southern)

3B – Ray Hernandez (Alabama State)

SS - Marshawn Taylor (Grambling State)

DH- Richard Ortiz (Grambling State)

OF – Kamren Dukes (Texas Southern)

OF – Joseph Estrada (Alabama State)

OF – Isaiah Torres (Grambling State)

SP – Aaron Solis (Texas Southern)

SP – Darrius Wright (Alabama State)

RP – Jose Tirado (Jackson State)

Second Team All-SWAC

C – Hunter Allen (Alabama State)

1B – Rafael Ramirez (Grambling State)

2B – Wesley Reyes (Jackson State)

3B – Jesus Santana (Jackson State)

SS - Horance LeBlanc (Texas Southern)

DH – Robert Perteet (Jackson State)

OF – Lamar Briggs (Jackson State)

OF – Sergio Esparza (Arkansas Pine Bluff)

OF – Desmond Chumley (Jackson State)

SP – Raul Baduel (Grambling State)

SP – Carlos Lopez (Alcorn State)

RP – Daniel Beizer (Grambling State)

MEDIA CONTACTS**Conference Office**Nate Stevens
Email: n.stevens@swac.org
Office: 205-241-3463
Cell: 205-568-6383**WEST DIVISION****Grambling State (GRAM)**Brian Howard
Email: howardb@gram.edu
Phone: 318-274-6562
Website: gsutigers.com**Prairie View A&M (PVAM)**Duane Lewis
Email: dclewis@pvam.edu
Phone: 936-261-9106
Website: pvpanthers.com**Southern (SUBR)**Christopher Jones
Email: jones_chrisk@yahoo.com
Phone: 225-771-3791
Website: gojagsports.com**Texas Southern (TXSO)**Alan Wiederhold
Email: wawiederhold@pvamu.edu
Phone: 713-313-6829
Website: tsuball.com**Arkansas Pine-Bluff (UAPB)**Camro Stokes
Phone: 870-284-7754
Website: uapblionsroar.com**EAST DIVISION****Alabama A&M (AAMU)**Janay Robertson
Email: aamusportsinfo@yahoo.com
Phone: 256-372-4005
Website: aamusports.com**Alabama State (ALST)**Travis Jarome
Email: tjarome@alasu.edu
Phone: 334-229-5217
Website: bamastatesports.com**Alcorn State (ALCN)**Pierce Yarberry
Email: pyarberry@alcom.edu
Phone: 601-877-6501
Website: alcornsports.com**Jackson State (JKST)**Dennis Driscoll
Email: dennis.r.driscoll@jsums.edu
Phone: 601-979-5859
Website: jsutigers.com**Mississippi Valley State (MVSU)**LaMonica Scott
Email: lamonica.scott@mvsu.com
Phone: 662-254-8378**SWAC BASEBALL HEAD COACHING RECORDS****ALABAMA A&M**

Mitch Hill - Record at AAMU 70-143 (4th season) / Overall 82-187 (4th seasons)

ALABAMA STATE

Jose' Vazquez Record at ALST 55-44 (2nd season) / Overall 55-44 (2nd season)

ALCORN STATE

Bretton Richardson - Record at ALCN 40- (3rd season) / Overall 27-106 (3rd season)

GRAMBLING STATE

James Cooper - Record at GRAM 178-260 (8th season) / Overall 175-260 (8th seasons)

JACKSON STATE

Omar Johnson - Record at JKST 396-254-1 (11th season) / Overall 396-254-1 (11th season)

MISSISSIPPI VALLEY STATE

Aaron Stevens - Record at MVSU 31-117-1 (4th season) / Overall 31-117-1 (4th season)

PRAIRIE VIEW A&M

Auntwan Riggins - Record at PVAM 41-59 (3rd season) / Overall 41-59 (3rd season)

SOUTHERN

Kerrick Jackson - Record at SUBR 9-33 (1st season) / Overall 9-33 (1st season)


TEXAS SOUTHERN

Michael Robertson - Record at TXSO 213-236 (9th season) / 379-407 (15th season)

ARKANSAS-PINE BLUFF

Carlos James - Record at UAPB 143-226-1 (7th season) / Overall 167-296-2 (10th season)

ALL-CONFERENCE RELEASE



BIRMINGHAM, Ala. – Kamren Dukes of Texas Southern was voted the Southwestern Athletic Conference Player and Hitter of the Year, as the league announced its 2018 baseball postseason honors on Monday. The honors were voted on by the league’s head coaches and sports information directors.

Dukes, a Pearland, Texas native, led the SWAC in batting average this season at .394, runs scored (57), and hits (84). The senior also racked up 40 RBIs, which ranked eighth. His 84 hits ranks third nationally.

In conference play, Dukes was fourth in batting average (.448), scored 26 runs, totaled 46 hits and 32 RBIs to help lead the Tigers to a West Division Title. Dukes also has an active streak of 34 straight games with a hit.

Aaron Solis of Texas Southern was voted the Pitcher of the Year. The senior and League City, Texas native had a 1.99 ERA, and a 7-1 record in SWAC play this season. Solis had an 8-3 record overall, which included three complete games.

Jose Tirado of Jackson State was voted the Relief Pitcher of the Year. Tirado finished the regular season with a 2.78 ERA, which ranked first on the Tigers. The senior from San Juan, Puerto Rico also led Jackson State in opposing batting average (.170), saves (13) and was second on the team in strikeouts (67). The 13 saves also ranked first in the SWAC.

Raul Hernandez from Jackson State was voted the Newcomer of the Year. The junior from Cidra, Puerto Rico was third in the league in batting average (.384) fifth in slugging percentage (.579), third in hits (.73) and fifth in RBIs (46). In SWAC play, Hernandez ranked tied for third in RBIs (32) and fifth in hits (40).

Nikelle Galatas of Jackson State was voted the league’s Freshman of the Year. Galatas was fourth on the Tigers with a 4.27 ERA. The Ladera Heights, Calif. native was second on the team with nine wins, and pitched the second-most innings (86.1). He also struck out 53 batters this season.

Alabama State head coach Jose Vazquez was voted the Coach of the Year. In just his second season at the helm of the Hornets baseball program, Vazquez led Alabama State to an 18-6 record in SWAC play (27-20 overall) and an East Division title.

Jackson State earned the most All-SWAC selections with seven players. Grambling State had the second-most players with six players voted All-SWAC, and Texas Southern earned five all-conference selections. Alabama State had four players receive All-SWAC recognition and Arkansas Pine Bluff and Alcorn State each had one player earn All-SWAC honors.

2018 SWAC Baseball
SWAC Overall Statistics (as of May 13, 2018)
(All games Sorted by Batting avg)

Team	avg	g	ab	r	h	2b	3b	hr	rbi	tb	slg%	bb	hp	so	gdp	ob%	sf	sh	sb-att	po	a	e	fld%
Texas Southern	.304	49	1665	324	506	90	6	35	283	713	.428	185	74	331	24	.396	9	23	101-128	1217	457	62	.964
Jackson State	.303	48	1618	327	490	101	11	37	299	724	.447	192	34	281	10	.384	21	49	90-114	1243	402	77	.955
Alabama State	.301	47	1657	336	498	81	11	31	303	694	.419	218	76	327	36	.400	30	32	70-89	1256	482	89	.951
Grambling State	.286	47	1539	324	440	73	6	34	293	627	.407	244	60	313	27	.399	24	35	72-92	1181	471	88	.949
Alabama A&M	.265	49	1660	228	440	68	18	18	191	598	.360	132	63	331	18	.339	20	24	44-60	1235	465	91	.949
Arkansas Pine Bluff	.256	43	1365	229	350	68	7	18	210	486	.356	162	47	271	13	.350	23	17	46-72	1087	445	72	.955
Southern	.254	42	1390	225	353	65	9	10	191	466	.335	187	67	363	8	.365	18	19	74-115	1085	427	69	.956
Prairie View A&M	.253	50	1598	266	404	53	17	15	224	536	.335	192	62	365	13	.352	19	22	54-74	1213	450	113	.936
Alcorn State	.253	49	1560	218	394	67	5	17	195	522	.335	185	40	390	26	.344	16	25	37-59	1186	421	96	.944
Mississippi Valley	.216	44	1353	197	292	52	5	8	169	378	.279	189	50	417	24	.332	8	41	64-91	1087	415	125	.923
Totals	.270	468	15405	2674	4167	718	95	223	2358	5744	.373	1886	573	3389	199	.367	188	287	652-894	1179	4435	882	.948

CI - UAPB 3, TXSO 2, PVAM 2.

(All games Sorted by Earned run avg)

Team	era	w-l	g	cg	sho	sv	ip	h	r	er	bb	so	2b	3b	hr	b/avg	wp	hp	bk	sfa	sha
Jackson State	4.58	32-16	48	4	5/4	13	414.1	411	247	211	177	342	80	6	22	.261	37	71	12	27	18
Alabama State	4.60	26-20	47	2	4/3	10	418.2	476	292	214	177	376	88	8	18	.284	47	54	3	22	31
Texas Southern	5.30	23-26	49	4	5/2	7	405.2	426	280	239	232	322	63	10	32	.274	37	71	12	23	24
Southern	6.62	9-33	42	0	1/1	3	361.2	418	315	266	207	185	79	8	36	.297	43	67	7	32	31
Arkansas Pine Bluff	6.83	20-23	43	6	0/0	7	362.1	442	333	275	210	220	86	12	26	.303	38	67	1	18	18
Grambling State	6.95	23-23	47	1	0/0	8	393.2	506	400	304	213	265	92	15	39	.314	54	69	6	30	21
Alabama A&M	7.74	12-36	49	5	1/1	3	411.2	552	424	354	297	231	105	13	50	.324	68	53	6	31	25
Alcorn State	8.38	12-37	49	0	0/0	4	395.1	477	455	368	285	325	98	17	39	.299	74	84	8	21	36
Prairie View A&M	9.23	13-37	50	1	0/0	4	404.2	613	524	415	275	267	133	30	40	.349	78	69	10	38	19
Mississippi Valley	9.81	11-33	44	2	1/1	3	362.1	591	493	395	239	213	124	21	28	.368	43	68	3	43	41
Totals	6.96	181-284	468	25	17/12	62	3930.1	4912	3763	3041	2312	2746	948	140	330	.308	519	673	68	285	264

PB - ALCN 21, GRAM 20, PVAM 17, SUBR 15, TXSO 14, UAPB 14, MVSU 12, AAMU 9, ALST 7, JKST 6. Pickoffs - TXSO 10, GRAM 10, ALCN 9, PVAM 8, UAPB 7, SUBR 6, MVSU 6, JKST 6, ALST 6.

(All games Sorted by Fielding pct)

Team	c	po	a	e	fld%	dp	sba	csb	sba%	pb	ci
Texas Southern	1736	1217	457	62	.964	30	58	25	.699	14	2
Southern	1581	1085	427	69	.956	38	76	24	.760	15	0
Jackson State	1722	1243	402	77	.955	27	44	25	.638	6	0
Arkansas Pine Bluff	1604	1087	445	72	.955	32	80	20	.800	14	3
Alabama State	1827	1256	482	89	.951	26	63	16	.797	7	0
Grambling State	1740	1181	471	88	.949	31	65	24	.730	20	0
Alabama A&M	1791	1235	465	91	.949	36	78	26	.750	9	0
Alcorn State	1703	1186	421	96	.944	32	110	20	.846	21	0
Prairie View A&M	1776	1213	450	113	.936	34	92	34	.730	17	2
Mississippi Valley	1627	1087	415	125	.923	26	71	14	.835	12	0
Totals	17107	11790	4435	882	.948	312	737	228	.764	135	7

2018 SWAC Baseball
SWAC Batting Leaders (as of May 13, 2018)
(All games)

Hitting minimums - 1 Games 1% of Games 1.0 AB/Game 1.0 TPA/Game
 Pitching minimums - 1 Games 1 IP 1 BF 1 Decisions

Batting avg		Slugging pct		On base pct	
1. Texas Southern	.304	1. Jackson State	.447	1. Alabama State	.400
2. Jackson State	.303	2. Texas Southern	.428	2. Grambling State	.399
3. Alabama State	.301	3. Alabama State	.419	3. Texas Southern	.396
4. Grambling State	.286	4. Grambling State	.407	4. Jackson State	.384
5. Alabama A&M	.265	5. Alabama A&M	.360	5. Southern	.365
6. Arkansas Pine Bluff	.256	6. Arkansas Pine Bluff	.356	6. Prairie View A&M	.352
7. Southern	.254	7. Prairie View A&M	.335	7. Arkansas Pine Bluff	.350
8. Prairie View A&M	.253	8. Southern	.335	8. Alcorn State	.344
9. Alcorn State	.253	9. Alcorn State	.335	9. Alabama A&M	.339
10. Mississippi Valley	.216	10. Mississippi Valley	.279	10. Mississippi Valley	.332
Runs scored		Hits		Runs batted in	
1. Alabama State	336	1. Texas Southern	506	1. Alabama State	303
2. Jackson State	327	2. Alabama State	498	2. Jackson State	299
3. Grambling State	324	3. Jackson State	490	3. Grambling State	293
4. Texas Southern	324	4. Alabama A&M	440	4. Texas Southern	283
5. Prairie View A&M	266	5. Grambling State	440	5. Prairie View A&M	224
6. Arkansas Pine Bluff	229	6. Prairie View A&M	404	6. Arkansas Pine Bluff	210
7. Alabama A&M	228	7. Alcorn State	394	7. Alcorn State	195
8. Southern	225	8. Southern	353	8. Southern	191
9. Alcorn State	218	9. Arkansas Pine Bluff	350	9. Alabama A&M	191
10. Mississippi Valley	197	10. Mississippi Valley	292	10. Mississippi Valley	169
Doubles		Triples		Home runs	
1. Jackson State	101	1. Alabama A&M	18	1. Jackson State	37
2. Texas Southern	90	2. Prairie View A&M	17	2. Texas Southern	35
3. Alabama State	81	3. Alabama State	11	3. Grambling State	34
4. Grambling State	73	4. Jackson State	11	4. Alabama State	31
5. Alabama A&M	68	5. Southern	9	5. Arkansas Pine Bluff	18
6. Arkansas Pine Bluff	68	6. Arkansas Pine Bluff	7	6. Alabama A&M	18
7. Alcorn State	67	7. Grambling State	6	7. Alcorn State	17
8. Southern	65	8. Texas Southern	6	8. Prairie View A&M	15
9. Prairie View A&M	53	9. Mississippi Valley	5	9. Southern	10
10. Mississippi Valley	52	10. Alcorn State	5	10. Mississippi Valley	8
Total bases		Total plate appearances		At bats	
1. Jackson State	724	1. Alabama State	2013	1. Texas Southern	1665
2. Texas Southern	713	2. Texas Southern	1956	2. Alabama A&M	1660
3. Alabama State	694	3. Jackson State	1914	3. Alabama State	1657
4. Grambling State	627	4. Grambling State	1905	4. Jackson State	1618
5. Alabama A&M	598	5. Alabama A&M	1899	5. Prairie View A&M	1598
6. Prairie View A&M	536	6. Prairie View A&M	1897	6. Alcorn State	1560
7. Alcorn State	522	7. Alcorn State	1826	7. Grambling State	1539
8. Arkansas Pine Bluff	486	8. Southern	1681	8. Southern	1390
9. Southern	466	9. Mississippi Valley	1642	9. Arkansas Pine Bluff	1365
10. Mississippi Valley	378	10. Arkansas Pine Bluff	1614	10. Mississippi Valley	1353
Walks		Hit by pitch		Strikeouts	
1. Grambling State	244	1. Alabama State	76	1. Mississippi Valley	417
2. Alabama State	218	2. Texas Southern	74	2. Alcorn State	390
3. Jackson State	192	3. Southern	67	3. Prairie View A&M	365
4. Prairie View A&M	192	4. Alabama A&M	63	4. Southern	363
5. Mississippi Valley	189	5. Prairie View A&M	62	5. Alabama A&M	331
6. Southern	187	6. Grambling State	60	6. Texas Southern	331
7. Alcorn State	185	7. Mississippi Valley	50	7. Alabama State	327
8. Texas Southern	185	8. Arkansas Pine Bluff	47	8. Grambling State	313
9. Arkansas Pine Bluff	162	9. Alcorn State	40	9. Jackson State	281
10. Alabama A&M	132	10. Jackson State	34	10. Arkansas Pine Bluff	271

Sac bunts

1. Jackson State	49
2. Mississippi Valley	41
3. Grambling State	35
4. Alabama State	32
5. Alcorn State	25
6. Alabama A&M	24
7. Texas Southern	23
8. Prairie View A&M	22
9. Southern	19
10. Arkansas Pine Bluff	17

Caught stealing

1. Southern	41
2. Mississippi Valley	27
Texas Southern	27
4. Arkansas Pine Bluff	26
5. Jackson State	24
6. Alcorn State	22
7. Prairie View A&M	20
Grambling State	20
9. Alabama State	19
10. Alabama A&M	16

Sac flies

1. Alabama State	30
2. Grambling State	24
3. Arkansas Pine Bluff	23
4. Jackson State	21
5. Alabama A&M	20
6. Prairie View A&M	19
7. Southern	18
8. Alcorn State	16
9. Texas Southern	9
10. Mississippi Valley	8

Steal attempts

1. Texas Southern	128
2. Southern	115
3. Jackson State	114
4. Grambling State	92
5. Mississippi Valley	91
6. Alabama State	89
7. Prairie View A&M	74
8. Arkansas Pine Bluff	72
9. Alabama A&M	60
10. Alcorn State	59

Stolen bases

1. Texas Southern	101
2. Jackson State	90
3. Southern	74
4. Grambling State	72
5. Alabama State	70
6. Mississippi Valley	64
7. Prairie View A&M	54
8. Arkansas Pine Bluff	46
9. Alabama A&M	44
10. Alcorn State	37

Grounded into DP

1. Alabama State	36
2. Grambling State	27
3. Alcorn State	26
4. Texas Southern	24
Mississippi Valley	24
6. Alabama A&M	18
7. Arkansas Pine Bluff	13
Prairie View A&M	13
9. Jackson State	10
10. Southern	8

2018 SWAC Baseball
SWAC Pitching Leaders (as of May 13, 2018)
(All games)

Hitting minimums - 1 Games 1% of Games 1.0 AB/Game 1.0 TPA/Game
 Pitching minimums - 1 Games 1 IP 1 BF 1 Decisions

Earned run avg		Opposing bat avg		Innings pitched	
1. Jackson State	4.58	1. Jackson State	.261	1. Alabama State	418.2
2. Alabama State	4.60	2. Texas Southern	.274	2. Jackson State	414.1
3. Texas Southern	5.30	3. Alabama State	.284	3. Alabama A&M	411.2
4. Southern	6.62	4. Southern	.297	4. Texas Southern	405.2
5. Arkansas Pine Bluff	6.83	5. Alcorn State	.299	5. Prairie View A&M	404.2
6. Grambling State	6.95	6. Arkansas Pine Bluff	.303	6. Alcorn State	395.1
7. Alabama A&M	7.74	7. Grambling State	.314	7. Grambling State	393.2
8. Alcorn State	8.38	8. Alabama A&M	.324	8. Mississippi Valley	362.1
9. Prairie View A&M	9.23	9. Prairie View A&M	.349	Arkansas Pine Bluff	362.1
10. Mississippi Valley	9.81	10. Mississippi Valley	.368	10. Southern	361.2
Batters struck out		Batters SO out looking		Wins	
1. Alabama State	376	1. Jackson State	121	1. Jackson State	32
2. Jackson State	342	2. Alabama State	119	2. Alabama State	26
3. Alcorn State	325	3. Texas Southern	109	3. Grambling State	23
4. Texas Southern	322	4. Prairie View A&M	95	Texas Southern	23
5. Prairie View A&M	267	5. Grambling State	81	5. Arkansas Pine Bluff	20
6. Grambling State	265	6. Alcorn State	72	6. Prairie View A&M	13
7. Alabama A&M	231	7. Mississippi Valley	64	7. Alabama A&M	12
8. Arkansas Pine Bluff	220	8. Alabama A&M	62	Alcorn State	12
9. Mississippi Valley	213	9. Southern	59	9. Mississippi Valley	11
10. Southern	185	Arkansas Pine Bluff	59	10. Southern	9
Losses		Saves		Runners picked off	
1. Alcorn State	37	1. Jackson State	13	1. Grambling State	10
Prairie View A&M	37	2. Alabama State	10	Texas Southern	10
3. Alabama A&M	36	3. Grambling State	8	3. Alcorn State	9
4. Mississippi Valley	33	4. Arkansas Pine Bluff	7	4. Prairie View A&M	8
Southern	33	Texas Southern	7	5. Arkansas Pine Bluff	7
6. Texas Southern	26	6. Alcorn State	4	6. Mississippi Valley	6
7. Grambling State	23	Prairie View A&M	4	Southern	6
Arkansas Pine Bluff	23	8. Alabama A&M	3	Alabama State	6
9. Alabama State	20	Mississippi Valley	3	Jackson State	6
10. Jackson State	16	Southern	3		
Sac bunts allowed		Sac flies allowed		Hits allowed	
1. Mississippi Valley	41	1. Mississippi Valley	43	1. Jackson State	411
2. Alcorn State	36	2. Prairie View A&M	38	2. Southern	418
3. Alabama State	31	3. Southern	32	3. Texas Southern	426
Southern	31	4. Alabama A&M	31	4. Arkansas Pine Bluff	442
5. Alabama A&M	25	5. Grambling State	30	5. Alabama State	476
6. Texas Southern	24	6. Jackson State	27	6. Alcorn State	477
7. Grambling State	21	7. Texas Southern	23	7. Grambling State	506
8. Prairie View A&M	19	8. Alabama State	22	8. Alabama A&M	552
9. Jackson State	18	9. Alcorn State	21	9. Mississippi Valley	591
Arkansas Pine Bluff	18	10. Arkansas Pine Bluff	18	10. Prairie View A&M	613
Runs allowed		Earned runs allowed		Walks allowed	
1. Jackson State	247	1. Jackson State	211	1. Jackson State	177
2. Texas Southern	280	2. Alabama State	214	Alabama State	177
3. Alabama State	292	3. Texas Southern	239	3. Southern	207
4. Southern	315	4. Southern	266	4. Arkansas Pine Bluff	210
5. Arkansas Pine Bluff	333	5. Arkansas Pine Bluff	275	5. Grambling State	213
6. Grambling State	400	6. Grambling State	304	6. Texas Southern	232
7. Alabama A&M	424	7. Alabama A&M	354	7. Mississippi Valley	239
8. Alcorn State	455	8. Alcorn State	368	8. Prairie View A&M	275
9. Mississippi Valley	493	9. Mississippi Valley	395	9. Alcorn State	285
10. Prairie View A&M	524	10. Prairie View A&M	415	10. Alabama A&M	297

Doubles allowed

1. Texas Southern	63
2. Southern	79
3. Jackson State	80
4. Arkansas Pine Bluff	86
5. Alabama State	88
6. Grambling State	92
7. Alcorn State	98
8. Alabama A&M	105
9. Mississippi Valley	124
10. Prairie View A&M	133

Wild pitches

1. Prairie View A&M	78
2. Alcorn State	74
3. Alabama A&M	68
4. Grambling State	54
5. Alabama State	47
6. Southern	43
Mississippi Valley	43
8. Arkansas Pine Bluff	38
9. Jackson State	37
Texas Southern	37

Intentional BB allowed

1. Prairie View A&M	6
2. Texas Southern	3
Alabama State	3
Southern	3
5. Alabama A&M	2
Grambling State	2
7. Arkansas Pine Bluff	1
Alcorn State	1

Triples allowed

1. Jackson State	6
2. Southern	8
Alabama State	8
4. Texas Southern	10
5. Arkansas Pine Bluff	12
6. Alabama A&M	13
7. Grambling State	15
8. Alcorn State	17
9. Mississippi Valley	21
10. Prairie View A&M	30

Balks

1. Texas Southern	12
Jackson State	12
3. Prairie View A&M	10
4. Alcorn State	8
5. Southern	7
6. Alabama A&M	6
Grambling State	6
8. Alabama State	3
Mississippi Valley	3
10. Arkansas Pine Bluff	1

Home runs allowed

1. Alabama State	18
2. Jackson State	22
3. Arkansas Pine Bluff	26
4. Mississippi Valley	28
5. Texas Southern	32
6. Southern	36
7. Alcorn State	39
Grambling State	39
9. Prairie View A&M	40
10. Alabama A&M	50

Hit batters

1. Alcorn State	84
2. Jackson State	71
Texas Southern	71
4. Grambling State	69
Prairie View A&M	69
6. Mississippi Valley	68
7. Southern	67
Arkansas Pine Bluff	67
9. Alabama State	54
10. Alabama A&M	53

2018 SWAC Baseball
SWAC Fielding Leaders (as of May 13, 2018)
(All games)

Hitting minimums - 1 Games 1% of Games
Pitching minimums - 1 Games 1 IP 1 BF 1 Decisions

Fielding pct		Chances		Putouts	
1. Texas Southern	.964	1. Alabama State	1827	1. Alabama State	1256
2. Southern	.956	2. Alabama A&M	1791	2. Jackson State	1243
3. Jackson State	.955	3. Prairie View A&M	1776	3. Alabama A&M	1235
4. Arkansas Pine Bluff	.955	4. Grambling State	1740	4. Texas Southern	1217
5. Alabama State	.951	5. Texas Southern	1736	5. Prairie View A&M	1213
6. Grambling State	.949	6. Jackson State	1722	6. Alcorn State	1186
7. Alabama A&M	.949	7. Alcorn State	1703	7. Grambling State	1181
8. Alcorn State	.944	8. Mississippi Valley	1627	8. Mississippi Valley	1087
9. Prairie View A&M	.936	9. Arkansas Pine Bluff	1604	Arkansas Pine Bluff	1087
10. Mississippi Valley	.923	10. Southern	1581	10. Southern	1085
Assists		Errors		Fielding double plays	
1. Alabama State	482	1. Mississippi Valley	125	1. Southern	38
2. Grambling State	471	2. Prairie View A&M	113	2. Alabama A&M	36
3. Alabama A&M	465	3. Alcorn State	96	3. Prairie View A&M	34
4. Texas Southern	457	4. Alabama A&M	91	4. Alcorn State	32
5. Prairie View A&M	450	5. Alabama State	89	Arkansas Pine Bluff	32
6. Arkansas Pine Bluff	445	6. Grambling State	88	6. Grambling State	31
7. Southern	427	7. Jackson State	77	7. Texas Southern	30
8. Alcorn State	421	8. Arkansas Pine Bluff	72	8. Jackson State	27
9. Mississippi Valley	415	9. Southern	69	9. Alabama State	26
10. Jackson State	402	10. Texas Southern	62	Mississippi Valley	26
Stolen bases against		Caught stealing by		Steal attempts against	
1. Alcorn State	110	1. Prairie View A&M	34	1. Alcorn State	130
2. Prairie View A&M	92	2. Alabama A&M	26	2. Prairie View A&M	126
3. Arkansas Pine Bluff	80	3. Jackson State	25	3. Alabama A&M	104
4. Alabama A&M	78	Texas Southern	25	4. Arkansas Pine Bluff	100
5. Southern	76	5. Southern	24	Southern	100
6. Mississippi Valley	71	Grambling State	24	6. Grambling State	89
7. Grambling State	65	7. Arkansas Pine Bluff	20	7. Mississippi Valley	85
8. Alabama State	63	Alcorn State	20	8. Texas Southern	83
9. Texas Southern	58	9. Alabama State	16	9. Alabama State	79
10. Jackson State	44	10. Mississippi Valley	14	10. Jackson State	69
Passed balls		Catchers interference			
1. Alcorn State	21	1. Arkansas Pine Bluff	3		
2. Grambling State	20	2. Prairie View A&M	2		
3. Prairie View A&M	17	Texas Southern	2		
4. Southern	15				
5. Arkansas Pine Bluff	14				
Texas Southern	14				
7. Mississippi Valley	12				
8. Alabama A&M	9				
9. Alabama State	7				
10. Jackson State	6				

2018 SWAC Baseball
SWAC Overall Statistics (as of May 13, 2018)
(All games Sorted by Batting avg)

Player	avg	gp-gs	ab	r	h	2b	3b	hr	rbi	tb	slg%	bb	hp	so	gdp	ob%	sf	sh	sb-att
K.Dukes, TXSO	.394	49-49	213	57	84	21	2	3	40	118	.554	15	9	39	4	.456	0	2	24-29
M. Taylor, GRAM	.392	46-46	189	45	74	4	3	0	39	84	.444	24	4	12	3	.466	2	1	17-21
R. Hernandez, JKST	.384	48-48	190	30	73	16	0	7	46	110	.579	13	2	41	1	.425	2	3	3-4
G.Lucca, TXSO	.379	49-49	182	50	69	12	1	9	44	110	.604	23	17	37	0	.491	0	2	25-28
Hernandez, R, ALST	.371	45-45	186	43	69	10	0	10	41	109	.586	16	11	31	8	.440	5	0	17-19
Rios, G., ALST	.370	40-37	138	33	51	8	0	5	44	74	.536	30	4	18	6	.478	6	0	2-2
D. Lingua, PVAM	.358	49-48	165	46	59	7	2	0	22	70	.424	36	8	25	0	.493	0	2	13-16
D. Macaay, GRAM	.354	30-23	79	19	28	6	0	2	16	40	.506	14	2	10	2	.454	2	2	1-2
M. Wright, SUBR	.354	21-21	82	15	29	3	0	0	8	32	.390	6	1	24	0	.404	0	0	11-14
Ramirez, III, GRAM	.351	42-40	151	32	53	14	0	15	60	112	.742	19	7	38	2	.432	6	0	3-4
Estrada, J., ALST	.351	47-47	191	54	67	14	3	5	36	102	.534	26	15	39	3	.456	5	2	7-11
C.Sanchez, TXSO	.346	49-48	185	41	64	11	0	16	52	123	.665	25	6	31	3	.434	3	0	12-14
S. Vidal, JKST	.344	45-42	154	38	53	10	1	6	32	83	.539	28	2	19	1	.444	3	3	4-7
Parker, Jarf, UAPB	.342	33-31	117	23	40	4	1	1	16	49	.419	10	2	19	0	.400	1	2	3-6
J. O'Reel, AAMU	.333	49-49	186	29	62	7	3	5	32	90	.484	20	3	11	2	.405	1	2	7-8
C. McGregory, AAMU	.331	43-42	154	24	51	9	3	3	30	75	.487	18	10	16	2	.427	3	0	1-1
Lamar Briggs, JKST	.329	42-42	158	32	52	8	1	1	22	65	.411	17	4	21	0	.408	0	6	16-18
B. Martina, ALCN	.322	25-17	59	15	19	2	0	4	7	33	.559	7	1	19	0	.403	0	1	3-4
I. Torres, GRAM	.321	42-40	140	16	45	9	0	2	29	60	.429	27	5	17	4	.443	2	1	6-9
J. Barna, ALCN	.321	38-38	140	26	45	8	1	0	12	55	.393	6	2	24	5	.353	2	7	5-7
D. Chumley, JKST	.321	46-43	156	40	50	10	1	4	28	74	.474	20	11	24	1	.431	1	7	10-10
Cheneau, N., ALST	.319	39-39	160	31	51	9	3	2	23	72	.450	11	7	38	4	.383	2	2	12-18
Phillips, H., ALST	.318	35-30	110	13	35	7	0	1	18	45	.409	12	3	23	0	.397	1	2	3-4
Kreutzer, Ni, UAPB	.318	41-38	129	31	41	16	0	4	26	69	.535	32	2	28	0	.457	1	0	1-1
F. Montesino, SUBR	.312	27-24	77	17	24	0	0	0	13	24	.312	21	9	17	0	.505	0	1	4-7
J. McGowan, ALCN	.311	28-26	106	14	33	2	0	0	16	35	.330	2	1	8	0	.327	1	2	2-3
R. Ortiz, GRAM	.311	47-45	161	39	50	6	0	10	47	86	.534	28	10	27	2	.438	2	1	0-2
D. Mitchell, AAMU	.309	45-44	175	18	54	11	3	0	20	71	.406	12	2	25	2	.352	4	2	4-5
T. LaPorte, SUBR	.308	41-41	169	26	52	9	2	0	25	65	.385	10	0	21	2	.339	4	0	8-12
R. Perteet, JKST	.306	37-34	124	26	38	7	1	4	22	59	.476	17	0	9	3	.387	1	6	2-4
ESPARZA,Serg, UAPB	.306	43-42	157	27	48	9	1	4	38	71	.452	13	4	15	1	.365	4	3	6-13
Soriano, JP, UAPB	.305	40-37	131	23	40	5	0	5	22	60	.458	12	3	39	0	.374	1	1	1-2
Allen, H., ALST	.305	45-44	154	28	47	11	0	5	35	73	.474	20	9	32	2	.409	3	8	2-2
Jarvis Warne, JKST	.299	47-39	167	26	50	5	2	0	20	59	.353	15	1	28	0	.359	1	7	24-29
Columbo, Jac, UAPB	.299	30-28	97	14	29	10	0	2	24	45	.464	6	3	23	1	.349	3	0	6-8
Wesley Reyes, JKST	.297	43-43	155	34	46	22	1	2	40	76	.490	16	3	14	1	.355	9	6	10-11
C. Jamison, PVAM	.296	42-39	142	25	42	5	3	3	24	62	.437	12	9	33	1	.380	3	2	19-23
J.Camacho, TXSO	.293	49-49	191	28	56	8	1	3	34	75	.393	21	4	23	1	.375	0	2	5-10
R.Urbano, TXSO	.292	46-34	130	23	38	7	0	0	14	45	.346	12	8	24	3	.384	1	2	1-2
H.LeBlanc, TXSO	.292	48-48	154	25	45	7	0	0	20	52	.338	25	2	39	0	.391	3	4	4-4
HayesSaltare, ALCN	.292	27-26	89	9	26	2	2	0	8	32	.360	7	3	28	2	.364	0	0	2-2
J.Cabreja, TXSO	.291	37-24	79	12	23	0	0	0	11	23	.291	8	4	12	2	.385	0	7	6-9
A Makarewicz, ALCN	.290	43-42	131	16	38	7	1	1	25	50	.382	19	2	25	3	.381	3	4	1-3
J. Diaz, AAMU	.288	19-14	52	5	15	3	1	0	8	20	.385	4	2	11	1	.362	0	3	0-0
Z. Moore, SUBR	.288	30-30	111	18	32	10	0	2	14	48	.432	15	6	22	0	.402	0	3	7-9
J. Smith II, AAMU	.288	49-48	184	43	53	9	3	1	18	71	.386	14	20	18	1	.397	1	2	7-8
Lewis, C., ALST	.287	29-23	87	19	25	4	0	0	10	29	.333	12	8	17	1	.417	1	1	6-6
J. Santana, JKST	.287	48-47	181	33	52	11	1	8	42	89	.492	22	0	47	0	.361	2	1	8-12
D. Hamilton, ALCN	.284	46-46	155	25	44	10	0	2	25	60	.387	25	12	32	3	.420	1	1	1-3
Mallison, Ry, UAPB	.284	42-41	148	29	42	5	0	0	22	47	.318	27	9	20	2	.419	2	1	7-10
Garcia, S., ALST	.281	32-16	89	11	25	4	0	1	15	32	.360	8	0	18	4	.340	0	0	0-0
G. Smith, GRAM	.280	34-30	107	21	30	5	0	0	14	35	.327	20	3	24	1	.408	0	5	3-3
J. Baker, PVAM	.279	38-37	136	23	38	8	1	3	23	57	.419	10	1	22	1	.327	3	2	3-4
O.Oloruntimi, TXSO	.278	43-38	133	29	37	7	1	4	19	58	.436	17	5	37	0	.381	0	1	8-11
S. Williams, PVAM	.275	46-45	160	26	44	7	2	3	24	64	.400	13	6	40	0	.348	2	0	2-3
A. Felder, GRAM	.275	35-29	102	32	28	6	1	0	8	36	.353	26	5	20	1	.440	1	2	10-13
T. Culpepper, JKST	.274	28-19	62	15	17	2	1	1	7	24	.387	9	3	13	0	.392	0	3	1-3
T. O'Neal-EI, AAMU	.272	36-34	125	17	34	5	1	4	13	53	.424	7	7	36	3	.340	2	0	3-3
X. Jefferson, PVAM	.271	39-33	118	22	32	3	2	2	17	45	.381	16	2	31	0	.360	3	2	4-5
Cox, C., ALST	.268	43-40	164	27	44	4	4	0	29	56	.341	21	2	23	2	.354	2	1	1-5
J. Pope, SUBR	.266	39-39	139	18	37	8	0	1	27	48	.345	28	4	25	3	.392	5	0	2-3
Josh Crispin, JKST	.266	35-27	79	18	21	3	1	1	12	29	.367	16	5	18	1	.412	2	4	7-9

Player	avg	gp-gs	ab	r	h	2b	3b	hr	rbi	tb	slg%	bb	hp	so	gdp	ob%	sf	sh	sb-att
A. Barkley, MVSU	.266	42-41	143	32	38	7	0	1	16	48	.336	24	6	25	2	.389	2	2	3-5
R. Santiago, AAMU	.266	25-16	64	8	17	5	0	0	10	22	.344	6	3	18	0	.347	2	1	1-4
B.Hicks, TXSO	.264	34-23	72	6	19	4	0	0	11	23	.319	3	4	16	2	.329	0	0	0-0
J. Williams, SUBR	.262	41-41	141	40	37	1	5	1	16	51	.362	30	9	36	0	.415	3	3	21-31
K.Van Kuren, TXSO	.262	44-35	141	18	37	8	1	0	13	47	.333	6	5	20	4	.314	1	1	7-10
Sanchez, Ric, UAPB	.256	42-40	129	26	33	10	3	1	22	52	.403	20	11	17	1	.393	3	3	7-9
C. Simoneaux, SUBR	.255	17-14	55	9	14	1	1	0	3	17	.309	4	4	13	0	.349	0	1	1-2
Q. McGregor, MVSU	.253	43-41	146	26	37	7	2	1	19	51	.349	23	4	42	1	.368	1	8	12-20
K. Jenkins, ALCN	.250	46-46	152	25	38	12	0	3	20	59	.388	31	2	46	2	.380	2	1	0-0
R.Diaz, TXSO	.250	31-16	64	9	16	2	0	0	12	18	.281	10	3	18	2	.372	1	2	7-8
C. Shannon, GRAM	.250	21-14	60	14	15	4	1	1	10	24	.400	6	0	20	0	.309	2	0	2-2
B. Moore, AAMU	.248	33-29	101	12	25	1	0	0	8	26	.257	7	3	19	1	.315	0	0	6-13
W. Rieves, MVSU	.246	44-44	175	20	43	8	0	3	38	60	.343	12	2	55	7	.300	1	0	5-8
T. Bolden, GRAM	.245	41-39	139	19	34	4	0	0	16	38	.273	15	6	27	6	.337	3	6	6-6
E. Bear, PVAM	.243	41-40	144	23	35	8	2	2	23	53	.368	13	2	30	2	.313	1	6	0-0
M. Lomax, MVSU	.243	23-23	70	25	17	3	0	0	8	20	.286	26	2	18	1	.459	0	0	17-20
A. Garcia, PVAM	.242	41-37	120	20	29	3	1	1	16	37	.308	21	9	25	1	.393	0	2	2-4
Dunson, J., ALST	.241	27-17	58	17	14	1	0	0	7	15	.259	10	5	17	0	.397	0	3	4-6
C. Pepper, AAMU	.241	47-45	170	28	41	4	2	1	20	52	.306	19	2	33	1	.318	4	7	12-14
A. Williams, PVAM	.241	32-21	79	14	19	2	2	1	11	28	.354	7	1	27	1	.307	1	0	0-1
DeGuzman, C., ALST	.240	47-38	125	21	30	3	0	0	15	33	.264	21	2	21	3	.356	1	6	3-3
T. Warren, PVAM	.240	25-17	75	7	18	0	1	0	12	20	.267	3	2	18	0	.284	1	1	0-1
HIGGINS,Kacy, UAPB	.240	26-15	50	7	12	1	2	0	7	17	.340	3	2	9	0	.304	1	0	1-4
Spencer, II, MVSU	.239	43-42	134	20	32	7	1	1	17	44	.328	23	8	39	3	.380	1	5	3-7
W.Betancourt, AAMU	.238	35-34	126	13	30	7	2	1	14	44	.349	9	4	30	1	.305	2	1	2-2
H. Wilson, ALCN	.237	44-44	169	14	40	10	0	2	29	56	.331	9	3	38	3	.280	5	0	0-0
C. Rucker, PVAM	.236	34-28	106	11	25	4	0	0	18	29	.274	9	1	30	3	.294	3	0	0-0
D. Matthews, GRAM	.233	35-34	116	23	27	2	1	1	17	34	.293	18	5	32	2	.357	1	6	15-17
Rios Jimenez, ALCN	.228	49-49	162	30	37	4	1	1	24	46	.284	47	5	40	0	.412	2	4	4-7
Pagan, Y., ALST	.225	40-34	138	27	31	5	1	2	24	44	.319	15	5	31	1	.315	4	4	8-8
M. Blaise, SUBR	.223	34-30	103	16	23	8	0	0	13	31	.301	16	3	29	0	.333	4	3	3-6
D. Walden, ALCN	.220	36-28	100	11	22	0	0	0	7	22	.220	11	5	32	0	.328	0	3	12-21
J. Grubaugh, MVSU	.217	27-18	69	1	15	3	0	0	4	18	.261	8	1	19	2	.308	0	0	1-1
D. Smith, PVAM	.217	27-16	60	10	13	1	0	0	10	14	.233	5	1	11	1	.288	0	0	5-6
R. Raine, SUBR	.216	27-21	88	14	19	7	0	1	11	29	.330	5	8	29	0	.314	1	0	2-6
J. Juge, SUBR	.213	18-17	61	10	13	3	0	2	18	22	.361	6	2	27	0	.304	0	2	1-1
T. Gordon, PVAM	.211	40-39	109	27	23	1	0	0	11	24	.220	31	16	25	1	.446	1	4	5-8
R. Polinsky, AAMU	.211	26-21	76	11	16	5	0	3	10	30	.395	4	0	33	0	.247	1	0	0-0
J. Barr, MVSU	.211	19-18	57	7	12	5	0	1	12	20	.351	5	0	29	1	.270	1	3	1-2
W. Nelson, SUBR	.203	21-20	64	7	13	3	0	0	8	16	.250	11	4	20	0	.354	0	3	4-5
K. Franklin, GRAM	.203	26-21	69	14	14	2	0	0	10	16	.232	13	5	22	1	.360	2	5	2-5
J. Aponte, MVSU	.200	43-42	140	11	28	6	1	0	18	36	.257	14	1	24	3	.277	0	4	2-4
M. Parrish, MVSU	.200	44-38	125	12	25	2	0	0	16	27	.216	23	11	33	1	.369	1	2	1-1
J. Lott, AAMU	.200	26-22	80	2	16	2	0	0	2	18	.225	5	2	23	1	.264	0	1	0-0
C. Parker, AAMU	.195	24-20	82	11	16	0	0	0	5	16	.195	3	4	22	2	.258	0	1	1-1
McDonald, Cu, UAPB	.195	22-21	77	11	15	3	0	1	7	21	.273	4	1	7	0	.238	2	0	7-7
R. Williams, JKST	.193	22-15	57	15	11	1	0	2	12	18	.316	8	0	13	1	.292	0	2	2-3
A. Wheatley, SUBR	.190	35-33	116	20	22	6	1	2	16	36	.310	20	8	39	3	.345	1	0	9-14
N. Wheeler, GRAM	.189	33-24	95	14	18	6	0	2	14	30	.316	14	3	17	0	.313	0	1	3-4
B. Johnson, SUBR	.188	26-22	85	9	16	2	0	0	10	18	.212	10	2	22	0	.289	0	2	0-1
E. Jackson, ALCN	.186	26-17	70	9	13	4	0	1	6	20	.286	2	0	27	0	.208	0	0	2-2
Sims, Larry, UAPB	.184	19-15	49	3	9	0	0	0	3	9	.184	4	3	15	2	.286	0	0	0-0
B. Barna, ALCN	.172	36-35	122	8	21	3	0	1	11	27	.221	7	1	32	6	.223	0	0	0-1
W. Johnson, MVSU	.169	42-41	136	26	23	2	0	0	9	25	.184	16	5	47	2	.280	0	11	15-17
K. Wooten, MVSU	.159	26-24	69	10	11	0	1	1	6	16	.232	10	4	36	0	.301	0	4	1-3
Magnuson, Jo, UAPB	.133	35-27	90	10	12	2	0	0	8	14	.156	11	4	28	2	.250	3	2	3-4
B. Jones, PVAM	.130	27-17	69	5	9	3	1	0	9	14	.203	6	1	11	0	.211	0	1	1-1
V.Cruz, TXSO	.119	29-20	67	11	8	2	0	0	7	10	.149	11	4	17	2	.280	0	0	0-0

CI - Sanchez, Ric UAPB 3, T. Gordon PVAM 1, B.Hicks TXSO 1, T. Durham PVAM 1, R.Urbano TXSO 1.

2018 SWAC Baseball
SWAC Overall Statistics (as of May 13, 2018)
(All games Sorted by Earned run avg)

Player	era	w-l	app	gs	cg	sho	sv	ip	h	r	er	bb	so	2b	3b	hr	b/avg	wp	hp	bk
ESPARZA,Serg, UAPB	0.00	0-1	2	0	0	0/0	1	1.2	2	4	0	2	0	1	0	0	.222	0	1	0
D. Mitchell, AAMU	1.86	1-0	6	0	0	0/0	0	9.2	8	3	2	6	9	1	0	0	.250	2	1	0
Wright, D., ALST	2.31	7-2	11	11	0	0/0	0	66.1	57	36	17	36	51	13	0	1	.235	5	8	0
Kelly, D., ALST	2.35	2-0	4	4	0	0/2	0	23.0	12	6	6	2	41	4	2	1	.146	3	4	0
C.Suarez, TXSO	2.36	1-1	18	2	0	0/0	4	34.1	23	13	9	14	29	6	2	1	.192	0	3	0
J. O'Reel, AAMU	2.38	0-1	6	0	0	0/0	1	11.1	6	4	3	9	12	1	0	0	.158	1	1	0
A. Barkley, MVSU	2.57	1-2	14	0	0	0/1	3	21.0	14	6	6	3	20	2	0	3	.184	1	1	0
Jose Tirado, JKST	2.78	5-1	29	0	0	0/3	13	55.0	32	17	17	12	67	6	0	2	.170	2	15	1
Wilder, D., ALST	3.07	3-4	12	9	0	0/2	0	58.2	62	33	20	24	59	11	0	0	.268	11	6	0
Mark Watson, JKST	3.20	4-2	13	6	1	1/1	0	45.0	36	19	16	20	42	4	0	5	.22	5	12	
A.Solis, TXSO	3.36	8-3	12	12	3	2/1	0	75.0	71	34	28	19	56	10	1	4	.256	1	17	1
R.Loza, TXSO	3.97	0-1	23	0	0	0/0	0	22.2	18	14	10	12	16	5	1	2	.225	1	1	1
Kevin Perez, JKST	4.11	11-4	17	15	2	0/1	0	87.2	92	50	40	20	72	17	2	2	.264	4	10	4
N. Galatas, JKST	4.27	9-2	17	13	1	0/3	0	86.1	94	46	41	35	53	20	1	3	.281	8	8	1
Reynolds, Ti, UAPB	4.29	2-1	15	7	1	0/0	0	56.2	60	34	27	14	37	7	2	2	.270	6	8	0
Carlos Lopez, ALCN	4.38	4-3	12	12	0	0/0	0	72.0	71	51	35	26	87	19	3	4	.254	5	13	3
F. Diaz Jr., AAMU	4.43	1-1	7	2	0	0/0	0	22.1	27	12	11	15	10	2	2	1	.321	3	2	1
J. Boudreaux, JKST	4.50	0-3	11	3	0	0/0	0	20.0	25	14	10	10	15	4	0	2	.309	2	2	0
D. Beizer, GRAM	4.58	5-1	19	0	0	0/0	5	35.1	52	28	18	8	25	6	1	1	.349	1	9	1
D. Franklin, SUBR	4.64	3-3	13	8	0	0/0	0	64.0	63	40	33	25	49	8	0	5	.260	4	14	2
McCall, T., ALST	4.70	1-2	18	0	0	0/1	4	30.2	29	21	16	14	39	6	1	0	.236	4	3	0
Laney, C., ALST	4.74	6-0	21	0	0	0/0	2	57.0	66	36	30	11	36	13	2	2	.289	3	7	2
Burks, Peyto, UAPB	4.88	4-5	16	12	3	0/0	0	75.2	74	52	41	36	46	14	2	3	.253	7	10	0
J. Britt, AAMU	4.88	4-7	16	11	3	0/1	0	75.2	93	52	41	23	33	21	2	4	.306	5	9	0
A. Haensel, SUBR	4.99	0-2	15	1	0	0/0	0	30.2	35	22	17	9	15	7	1	2	.280	5	5	1
Dollar, G., ALST	5.03	5-2	11	9	1	1/0	0	48.1	63	32	27	23	32	6	1	2	.312	7	12	1
Vazquez, I., ALST	5.19	1-5	19	8	1	0/0	3	60.2	84	47	35	19	56	14	2	2	.327	5	5	0
L. Hardit, PVAM	5.31	0-2	18	2	0	0/0	2	42.1	45	35	25	27	25	9	3	3	.276	8	2	1
R. Baduel, GRAM	5.60	4-3	13	10	1	0/0	0	62.2	66	44	39	32	34	13	0	4	.284	8	12	1
J.Gilbreath, TXSO	5.62	2-2	10	3	0	0/0	0	24.0	28	18	15	20	32	1	0	4	.301	1	2	1
W. Allen, SUBR	5.64	2-3	18	0	0	0/0	1	30.1	35	25	19	27	20	3	0	2	.310	7	6	0
D. Williams, PVAM	5.68	2-5	14	11	0	0/0	0	69.2	73	56	44	37	64	16	4	3	.274	13	12	0
P.Schneider, TXSO	5.73	3-6	20	8	0	0/0	0	59.2	74	44	38	31	35	13	0	2	.305	10	11	2
M. Boyd, SUBR	5.79	1-4	16	7	0	0/0	0	42.0	43	30	27	21	16	12	0	4	.289	3	2	2
R. Torres, JKST	6.03	2-2	10	7	0	0/2	0	34.1	46	29	23	10	21	7	0	0	.326	1	3	0
Ja. Smith, ALCN	6.06	2-11	15	13	0	0/0	1	68.1	66	60	46	47	74	15	4	6	.249	10	10	1
M.Villanueva, TXSO	6.07	3-1	13	7	1	1/0	0	40.0	44	31	27	29	40	3	1	4	.280	1	7	2
D.Boykins, TXSO	6.15	1-1	12	5	0	0/2	0	26.1	29	22	18	21	11	4	1	1	.299	3	5	2
J. Figueroa, AAMU	6.16	2-4	23	7	2	0/1	1	68.2	82	57	47	43	40	16	1	9	.299	13	6	0
J. Snyder, SUBR	6.35	2-5	15	12	0	0/1	0	56.2	58	45	40	39	30	8	1	7	.267	0	13	2
S.Oliver, TXSO	6.38	3-4	25	1	0	0/0	3	42.1	45	31	30	27	41	8	1	6	.281	5	10	0
A.Carrillo, TXSO	6.38	1-0	19	0	0	0/0	0	18.1	18	15	13	11	12	6	1	0	.265	3	3	2
LOPEZ,Tyrus, UAPB	6.54	7-4	19	11	2	0/0	2	74.1	103	69	54	37	43	22	2	4	.339	10	13	0
N. Campos, PVAM	6.75	0-3	6	2	0	0/0	1	17.1	26	15	13	4	14	4	2	0	.361	2	2	0
B. Sykes, SUBR	6.89	0-3	13	0	0	0/0	0	15.2	18	12	12	12	6	4	1	1	.295	3	1	0
T. Laux, PVAM	6.98	4-3	12	7	1	0/0	1	49.0	71	50	38	28	25	20	2	3	.333	10	5	0
N. Johnson, MVSU	7.00	4-8	14	13	0	0/1	0	73.1	116	67	57	31	28	26	7	5	.364	3	7	1
Walker, C., ALST	7.13	1-3	12	5	0	0/1	1	35.1	40	33	28	25	35	5	0	2	.292	9	4	0
Boykins, Jr., GRAM	7.17	3-3	14	5	0	0/0	0	37.2	53	43	30	16	23	7	1	6	.327	8	6	0
Huntington, GRAM	7.24	3-1	9	4	0	0/0	0	27.1	32	24	22	17	29	8	3	1	.308	0	0	0
T. Robinson, SUBR	7.27	1-6	13	8	0	0/1	1	60.2	86	61	49	20	22	17	5	3	.340	6	7	0
A. Hernandez, GRAM	7.27	1-4	11	11	0	0/0	0	52.0	72	63	42	31	31	15	2	4	.330	9	11	0
D. Stewart, MVSU	7.30	2-4	12	8	2	0/0	0	61.2	88	64	50	10	35	18	2	2	.338	4	14	0
A. Escano, GRAM	7.34	1-3	16	3	0	0/0	1	38.0	49	35	31	12	28	6	2	4	.310	3	7	1
Z. Perez, ALCN	7.43	1-1	16	0	0	0/0	0	36.1	45	38	30	24	21	11	4	3	.317	6	2	0
C. Marquez, GRAM	7.43	4-1	12	6	0	0/0	0	46.0	60	45	38	24	36	13	1	4	.317	4	2	2
J. Pearson, AAMU	7.81	2-2	12	5	0	0/0	0	40.1	44	39	35	32	23	7	1	9	.278	3	0	1
Z. Uecker, MVSU	7.88	3-8	13	12	0	0/0	0	61.2	88	74	54	62	34	17	2	0	.349	10	11	0
SAWRIE,Naiha, UAPB	7.93	2-2	20	2	0	0/0	3	47.2	64	51	42	25	24	12	2	7	.325	2	7	0
LUSTER,Antoi, UAPB	8.17	2-4	14	2	0	0/0	1	25.1	30	25	23	27	12	6	1	3	.306	4	1	0
R. Evans, GRAM	8.53	2-3	17	2	0	0/0	1	31.2	41	48	30	22	23	11	3	2	.299	7	8	1
J. Barr, MVSU	8.82	1-4	18	6	0	0/0	0	50.0	80	68	49	30	46	10	1	2	.362	7	18	1

Player	era	w-l	app	gs	cg	sho	sv	ip	h	r	er	bb	so	2b	3b	hr	b/avg	wp	hp	bk
M.Furlong, TXSO	8.86	1-7	14	10	0	0/1	0	42.2	58	44	42	32	41	7	2	6	.315	10	6	0
E. Saunders, GRAM	9.00	0-3	11	6	0	0/0	0	28.0	40	32	28	22	12	8	1	5	.351	7	9	0
Joe Smith, ALCN	9.00	1-0	12	0	0	0/0	0	19.0	13	21	19	23	17	2	0	1	.197	2	7	1
Castro, A., ALST	9.14	0-2	12	1	0	0/0	0	21.2	30	29	22	17	25	12	0	3	.316	0	1	0
D. Curry, PVAM	9.15	1-6	13	10	0	0/0	0	59.0	87	69	60	28	32	22	2	11	.345	5	8	1
J. Guienze, SUBR	9.17	0-6	15	6	0	0/0	0	34.1	45	40	35	18	14	13	0	7	.324	6	5	0
C. Bailey, SUBR	9.19	0-1	16	0	0	0/0	1	15.2	23	21	16	18	8	4	0	2	.354	2	9	0
R. Winters, ALCN	9.20	2-2	18	0	0	0/0	3	29.1	36	31	30	21	23	7	1	5	.298	6	10	1
Holmes, Cody, UAPB	9.25	1-1	10	1	0	0/0	0	24.1	37	28	25	10	19	10	1	5	.352	0	4	0
Sanchez, Tho, UAPB	9.26	1-2	7	5	0	0/0	0	23.1	32	24	24	17	13	5	1	2	.330	3	3	1
C. Warner, AAMU	9.44	1-5	13	7	0	0/0	0	41.0	63	52	43	27	18	16	3	6	.348	6	4	0
B. Brown, ALCN	9.69	1-8	13	12	0	0/0	0	56.2	83	69	61	42	33	12	1	2	.349	18	14	1
C. Cooper, PVAM	9.72	1-2	12	0	0	0/0	0	16.2	27	21	18	17	11	6	0	1	.355	3	4	0
Softley, Aus, UAPB	9.82	1-1	16	2	0	0/0	0	22.0	28	31	24	29	22	8	1	0	.315	5	15	0
T. Chatman, AAMU	9.90	0-1	12	2	0	0/0	0	20.0	25	25	22	15	16	6	0	6	.316	2	1	0
K. Redmond, AAMU	10.00	0-1	2	1	0	0/0	0	9.0	14	10	10	2	10	2	0	0	.350	2	2	0
J. Hardit, PVAM	10.05	1-4	19	1	0	0/0	0	43.0	77	65	48	23	20	15	7	5	.381	5	12	0
G. Osborne, ALCN	10.12	0-7	12	7	0	0/0	0	42.2	53	60	48	46	21	7	2	3	.315	9	6	0
Sidney Ross, JKST	10.12	1-2	3	3	0	0/0	0	8.0	12	11	9	6	8	6	0	1	.387	2	0	2
Casey Warner, AAMU	10.71	0-2	14	2	0	0/0	0	21.0	37	31	25	24	11	9	2	2	.385	3	2	0
K. Woods, PVAM	10.74	3-2	15	3	0	0/0	0	31.0	52	50	37	33	28	8	3	4	.374	4	7	6
T. Smith, ALCN	10.75	1-2	14	3	0	0/0	0	34.1	51	48	41	16	25	11	0	8	.347	7	2	0
Q. Alsbrooks, AAMU	11.22	0-1	15	2	0	0/0	0	25.2	35	36	32	41	15	3	1	2	.318	14	10	1
B. Milam, AAMU	11.47	0-11	18	10	0	0/0	1	48.2	88	74	62	34	23	14	1	7	.389	5	10	2
T. Sanders, AAMU	11.57	1-0	9	0	0	0/0	0	7.0	12	12	9	6	3	2	0	3	.375	2	2	0
J. Johnson, PVAM	11.57	0-1	3	1	0	0/0	0	4.2	9	12	6	10	4	3	0	0	.429	6	2	0
B. Hawkins, MVSU	12.54	0-2	19	1	0	0/0	0	37.1	72	63	52	30	17	22	0	3	.411	7	4	0
B. Thomas, ALCN	12.83	0-1	9	0	0	0/0	0	13.1	19	27	19	16	12	3	0	2	.311	5	10	1
W. Rieves, MVSU	13.50	0-1	4	0	0	0/0	0	4.0	6	7	6	7	2	3	0	1	.333	0	1	1
C. Rozypal, PVAM	14.05	1-8	12	10	0	0/0	0	32.2	66	62	51	30	16	11	1	5	.423	7	6	0
O'Guinn, Jor, UAPB	15.43	0-2	3	1	0	0/0	0	4.2	4	8	8	7	2	0	0	0	.222	1	2	0
S. Reed, MVSU	17.51	0-2	16	2	0	0/0	0	30.1	65	73	59	34	15	12	7	4	.419	6	7	0
A. Williams, PVAM	19.55	0-1	5	2	0	0/0	0	9.2	25	28	21	10	8	8	3	1	.472	5	3	0
R. Johnson, ALCN	20.77	0-2	11	2	0	0/0	0	13.0	30	41	30	20	8	10	2	4	.435	5	1	0
K. Wooten, MVSU	21.06	0-2	6	2	0	0/0	0	16.2	43	44	39	17	10	7	1	6	.462	3	4	0
J. Martin, GRAM	40.50	0-1	1	0	0	0/0	0	1.1	7	7	6	0	0	0	1	3	.636	0	0	0

PB - K. Jenkins ALCN 18, R. Ortiz GRAM 12, R.Urbano TXSO 11, T. Gordon PVAM 11, W. Nelson SUBR 9, A. Barkley MVSU 8, D. Macaay GRAM 8, Columbo, Jac UAPB 8, Sanchez, Ric UAPB 6, T. Durham PVAM 6, B. Johnson SUBR 6, Allen, H. ALST 6, S. Vidal JKST 6, W. Betancourt AAMU 5, J. Diaz AAMU 4, J. Grubaugh MVSU 3, B.Hicks TXSO 3, K Fillingame ALCN 3, M. Parrish MVSU 1, Garcia, S. ALST 1. Pickoffs - Ja. Smith ALCN 5, S. Vidal JKST 4, A. Barkley MVSU 4, LOPEZ, Tyrus UAPB 4, A. Hernandez GRAM 3, A.Solis TXSO 3, R.Urbano TXSO 3, J. Guienze SUBR 2, R. Evans GRAM 2, L. Hardit PVAM 2, T. Laux PVAM 2, C. Marquez GRAM 2, A.Carrillo TXSO 2, T. Robinson SUBR 1, Wright, D. ALST 1, A. Escano GRAM 1, K. Woods PVAM 1, C.Suarez TXSO 1, Garcia, S. ALST 1, J.Gilbreath TXSO 1, Burks, Peyto UAPB 1, Allen, H. ALST 1, Buckelew, B. ALST 1, B. Brown ALCN 1, R. Ortiz GRAM 1, T. Gordon PVAM 1, D. Franklin SUBR 1, K. Jenkins ALCN 1, Z. Perez ALCN 1, Castro, A. ALST 1, Jose Tirado JKST 1, R. Torres JKST 1, M. Boyd SUBR 1, C. Rozypal PVAM 1, N. Johnson MVSU 1, Vazquez, I. ALST 1, C. Bailey SUBR 1, B. Hawkins MVSU 1, D. Curry PVAM 1, Columbo, Jac UAPB 1, E. Saunders GRAM 1, SAWRIE, Natha UAPB 1, Carlos Lopez ALCN 1.

2018 SWAC Baseball
SWAC Overall Statistics (as of May 13, 2018)
(All games Sorted by Fielding pct)

Player	c	po	a	e	fld%	dp	sba	csb	sba%	pb	ci
J. Williams, SUBR	141	138	3	0	1.000	1	0	0	---	0	0
Lamar Briggs, JKST	98	94	4	0	1.000	0	0	0	---	0	0
T. Culpepper, JKST	88	35	53	0	1.000	8	0	0	---	0	0
A. Felder, GRAM	71	71	0	0	1.000	0	0	0	---	0	0
J.Cabreja, TXSO	23	18	5	0	1.000	1	0	0	---	0	0
J. Britt, AAMU	17	5	12	0	1.000	0	10	7	.588	0	0
K. Cormier, ALCN	16	13	3	0	1.000	1	2	1	.667	0	0
C. Shannon, GRAM	15	14	1	0	1.000	0	0	0	---	0	0
W. Stripling, AAMU	14	12	2	0	1.000	0	0	0	---	0	0
D. Curry, PVAM	14	1	13	0	1.000	0	14	3	.824	0	0
Vazquez, I., ALST	13	1	12	0	1.000	0	10	1	.909	0	0
C. Rozypal, PVAM	12	2	10	0	1.000	0	8	5	.615	0	0
E. Saunders, GRAM	12	4	8	0	1.000	1	6	2	.750	0	0
Laney, C., ALST	11	1	10	0	1.000	0	4	2	.667	0	0
David Burke, JKST	10	10	0	0	1.000	0	6	0	1.000	0	0
M. Boyd, SUBR	10	4	6	0	1.000	0	9	4	.692	0	0
W. Allen, SUBR	10	1	9	0	1.000	0	9	1	.900	0	0
A. Escano, GRAM	9	3	6	0	1.000	1	6	0	1.000	0	0
C. Marquez, GRAM	9	0	9	0	1.000	1	8	2	.800	0	0
E. Antonetty, JKST	9	9	0	0	1.000	0	0	0	---	0	0
Z. Perez, ALCN	9	1	8	0	1.000	0	11	1	.917	0	0
D. Beizer, GRAM	9	0	9	0	1.000	0	5	3	.625	0	0
Buckelew, B., ALST	8	2	6	0	1.000	0	2	1	.667	0	0
J. Figueroa, AAMU	7	1	6	0	1.000	0	8	3	.727	0	0
JACKSON,Jayl, UAPB	7	3	4	0	1.000	1	0	0	---	0	0
C. Bailey, SUBR	6	2	4	0	1.000	0	3	1	.750	0	0
Jose Tirado, JKST	6	2	4	0	1.000	0	4	3	.571	0	0
Horton, Daul, UAPB	6	5	1	0	1.000	0	0	0	---	0	0
Huntington, GRAM	6	1	5	0	1.000	0	4	4	.500	0	0
R.Jackson, TXSO	6	6	0	0	1.000	0	0	0	---	0	0
Perez, R., ALST	6	6	0	0	1.000	0	0	0	---	0	0
A.Carrillo, TXSO	6	0	6	0	1.000	0	3	3	.500	0	0
L. Rodriguez, AAMU	6	4	2	0	1.000	0	3	0	1.000	0	0
Walker, C., ALST	6	1	5	0	1.000	0	4	2	.667	0	0
A. Alexis, PVAM	6	5	1	0	1.000	0	0	0	---	0	0
Boykins, Jr., GRAM	5	2	3	0	1.000	0	6	1	.857	0	0
T. Rojas, SUBR	5	5	0	0	1.000	0	0	0	---	0	0
Sanchez, Tho, UAPB	5	0	5	0	1.000	0	12	0	1.000	0	0
Holmes, Cody, UAPB	4	1	3	0	1.000	0	8	1	.889	0	0
Castro, A., ALST	4	1	3	0	1.000	0	2	0	1.000	0	0
N. Campos, PVAM	4	0	4	0	1.000	0	5	2	.714	0	0
K. Woodard, GRAM	4	2	2	0	1.000	0	2	1	.667	0	0
A. Hinton, GRAM	4	4	0	0	1.000	0	0	0	---	0	0
R. Winters, ALCN	3	2	1	0	1.000	0	5	0	1.000	0	0
J. Jackson, PVAM	3	3	0	0	1.000	0	0	0	---	0	0
LUSTER,Antoi, UAPB	3	2	1	0	1.000	0	3	2	.600	0	0
T. Chatman, AAMU	3	0	3	0	1.000	0	2	0	1.000	0	0
D.Vasquez, TXSO	3	0	3	0	1.000	0	1	2	.333	0	0
Softley, Aus, UAPB	3	0	3	0	1.000	0	7	1	.875	0	0
B. Sykes, SUBR	3	0	3	0	1.000	0	2	2	.500	0	0
O'Guinn, Jor, UAPB	3	1	2	0	1.000	0	2	1	.667	0	0
R.Loza, TXSO	2	0	2	0	1.000	0	2	5	.286	0	0
Angeliny Mad, JKST	2	2	0	0	1.000	0	0	0	---	0	0
D. Dickey, PVAM	2	2	0	0	1.000	0	0	0	---	0	0
Joe Smith, ALCN	2	1	1	0	1.000	0	6	0	1.000	0	0
Gerard, N., ALST	2	2	0	0	1.000	0	0	0	---	0	0
D. Lane, II, MVSU	2	2	0	0	1.000	0	0	0	---	0	0
J. Boudreaux, JKST	2	1	1	0	1.000	0	4	1	.800	0	0
Richard Brow, JKST	1	1	0	0	1.000	0	2	0	1.000	0	0
K. Bloat, PVAM	1	0	1	0	1.000	0	3	0	1.000	0	0
C. Simoneaux, SUBR	1	1	0	0	1.000	0	0	0	---	0	0
T. Sanders, AAMU	1	0	1	0	1.000	0	3	0	1.000	0	0

Player	c	po	a	e	fld%	dp	sba	csb	sba%	pb	ci
J. Johnson, PVAM	1	0	1	0	1.000	0	3	1	.750	0	0
E. Velez, SUBR	1	1	0	0	1.000	0	2	0	1.000	0	0
M. Layton, PVAM	1	0	1	0	1.000	0	0	0	---	0	0
Kelly, D., ALST	1	1	0	0	1.000	0	2	0	1.000	0	0
D. Warner, ALCN	1	0	1	0	1.000	0	0	0	---	0	0
T. Bolden, GRAM	363	347	14	2	.994	25	0	0	---	0	0
C. Pepper, AAMU	127	118	8	1	.992	0	0	0	---	0	0
C.Sanchez, TXSO	235	220	13	2	.991	14	0	0	---	0	0
Estrada, J., ALST	107	102	4	1	.991	0	0	0	---	0	0
J. Pope, SUBR	302	281	18	3	.990	28	0	0	---	0	0
Rios, G., ALST	200	185	13	2	.990	16	0	0	---	0	0
C. McGregory, AAMU	278	260	15	3	.989	27	0	0	---	0	0
D. Hamilton, ALCN	83	78	4	1	.988	0	0	0	---	0	0
B. Moore, AAMU	80	78	1	1	.988	1	0	0	---	0	0
G.Lucca, TXSO	318	232	82	4	.987	21	0	0	---	0	0
R. Polinsky, AAMU	73	66	6	1	.986	5	0	0	---	0	0
I. Torres, GRAM	72	67	4	1	.986	0	0	0	---	0	0
K. Jenkins, ALCN	321	286	30	5	.984	0	100	15	.870	18	0
ESPARZA,Serg, UAPB	122	112	8	2	.984	3	1	0	1.000	0	0
B. Johnson, SUBR	117	95	20	2	.983	0	44	12	.786	6	0
O.Oloruntimi, TXSO	58	54	3	1	.983	1	0	0	---	0	0
H. Wilson, ALCN	115	105	8	2	.983	9	0	0	---	0	0
R.Urbano, TXSO	286	253	28	5	.983	4	43	16	.729	11	1
W. Nelson, SUBR	114	95	17	2	.982	0	32	8	.800	9	0
K.Dukes, TXSO	113	109	2	2	.982	0	0	0	---	0	0
Z. Moore, SUBR	153	71	79	3	.980	21	0	0	---	0	0
S. Vidal, JKST	354	311	36	7	.980	0	31	22	.585	6	0
R.Diaz, TXSO	49	46	2	1	.980	0	0	0	---	0	0
Allen, H., ALST	390	343	39	8	.979	1	55	13	.809	6	0
Jarvis Warne, JKST	96	93	1	2	.979	0	0	0	---	0	0
M. Parrish, MVSU	334	314	13	7	.979	18	8	0	1.000	1	0
A. Williams, PVAM	45	40	4	1	.978	1	1	1	.500	0	0
Lewis, C., ALST	223	210	8	5	.978	9	0	0	---	0	0
Mallison, Ry, UAPB	173	59	110	4	.977	21	0	0	---	0	0
Kreutzer, Ni, UAPB	309	285	16	8	.974	20	0	0	---	0	0
Toth, Austin, UAPB	35	24	10	1	.971	0	0	0	---	0	0
T. Gordon, PVAM	277	239	30	8	.971	2	69	22	.758	11	1
J. Barna, ALCN	198	181	11	6	.970	9	0	0	---	0	0
McDonald, Cu, UAPB	66	59	5	2	.970	0	0	0	---	0	0
White, Davio, UAPB	32	31	0	1	.969	0	0	0	---	0	0
D. Lingua, PVAM	223	205	11	7	.969	18	0	0	---	0	0
B. Barna, ALCN	127	119	4	4	.969	14	0	0	---	0	0
K Fillingame, ALCN	30	26	3	1	.967	0	8	1	.889	3	0
Sanchez, Ric, UAPB	205	146	52	7	.966	4	32	8	.800	6	3
N. Wheeler, GRAM	58	55	1	2	.966	0	0	0	---	0	0
Columbo, Jac, UAPB	110	91	15	4	.964	0	45	7	.865	8	0
Garcia, S., ALST	54	49	3	2	.963	0	8	1	.889	1	0
Ramirez, III, GRAM	53	48	3	2	.962	5	0	0	---	0	0
C. Parker, AAMU	52	48	2	2	.962	0	0	0	---	0	0
Young, Owen, UAPB	25	23	1	1	.960	3	0	0	---	0	0
X. Jefferson, PVAM	74	68	3	3	.959	0	0	0	---	0	0
Cox, C., ALST	48	44	2	2	.958	0	0	0	---	0	0
S. Williams, PVAM	71	65	3	3	.958	0	0	0	---	0	0
A. Wheatley, SUBR	93	88	1	4	.957	0	0	0	---	0	0
W.Betancourt, AAMU	209	173	27	9	.957	1	53	17	.757	5	0
D. Macaay, GRAM	160	132	21	7	.956	0	27	8	.771	8	0
C. Jamison, PVAM	91	83	4	4	.956	0	0	0	---	0	0
R. Hernandez, JKST	292	262	17	13	.955	22	0	0	---	0	0
M. Wright, SUBR	44	39	3	2	.955	0	0	0	---	0	0
Ural Forbes, JKST	44	41	1	2	.955	0	7	0	1.000	0	0
W. Johnson, MVSU	106	96	5	5	.953	0	0	0	---	0	0
J. Grubaugh, MVSU	63	49	11	3	.952	0	18	3	.857	3	0
LOPEZ,Tyrus, UAPB	21	2	18	1	.952	0	12	5	.706	0	0

Player	c	po	a	e	fld%	dp	sba	csb	sba%	pb	ci
Cheneau, N., ALST	167	79	80	8	.952	10	0	0	---	0	0
K.Van Kuren, TXSO	62	53	6	3	.952	3	0	0	---	0	0
Phillips, H., ALST	41	38	1	2	.951	0	0	0	---	0	0
B. Fletcher, GRAM	41	18	21	2	.951	3	0	0	---	0	0
J. Smith II, AAMU	225	109	105	11	.951	29	0	0	---	0	0
R. Ortiz, GRAM	204	148	46	10	.951	2	38	16	.704	12	0
A. Barkley, MVSU	224	181	32	11	.951	4	47	11	.810	8	0
C. Rucker, PVAM	140	122	11	7	.950	11	0	0	---	0	0
E. Bear, PVAM	120	59	55	6	.950	5	0	0	---	0	0
D. Mitchell, AAMU	120	98	16	6	.950	0	0	1	.000	0	0
J. Diaz, AAMU	100	78	17	5	.950	1	25	6	.806	4	0
N. Johnson, MVSU	20	1	18	1	.950	1	9	2	.818	0	0
K. Franklin, GRAM	116	53	57	6	.948	15	0	0	---	0	0
D. Stewart, MVSU	19	3	15	1	.947	0	11	7	.611	0	0
Rios Jimenez, ALCN	186	87	89	10	.946	28	0	0	---	0	0
Wesley Reyes, JKST	186	101	75	10	.946	17	0	0	---	0	0
D. Chumley, JKST	74	64	6	4	.946	0	0	0	---	0	0
V.Cruz, TXSO	73	19	50	4	.945	8	0	0	---	0	0
B.Hicks, TXSO	91	75	11	5	.945	1	13	5	.722	3	1
E. Mitchell, SUBR	69	64	1	4	.942	7	0	0	---	0	0
Soriano, JP, UAPB	68	60	4	4	.941	1	0	0	---	0	0
Blaze Speas, JKST	17	16	0	1	.941	0	0	0	---	0	0
A.Solis, TXSO	17	1	15	1	.941	0	6	4	.600	0	0
D. Matthews, GRAM	96	88	2	6	.938	0	0	0	---	0	0
T. Durham, PVAM	64	52	8	4	.938	1	23	4	.852	6	1
C. Acklin, ALCN	32	30	0	2	.938	0	0	0	---	0	0
D. Williams, PVAM	16	4	11	1	.938	1	12	7	.632	0	0
C. Collier, MVSU	16	14	1	1	.938	0	0	0	---	0	0
D. Franklin, SUBR	16	3	12	1	.938	1	10	5	.667	0	0
J. Santana, JKST	158	93	55	10	.937	7	0	0	---	0	0
M. Taylor, GRAM	205	62	130	13	.937	20	0	0	---	0	0
HIGGINS,Kacy, UAPB	47	44	0	3	.936	0	0	0	---	0	0
J. O'Reel, AAMU	217	64	139	14	.935	21	0	1	.000	0	0
H.LeBlanc, TXSO	186	59	115	12	.935	17	0	0	---	0	0
R. Williams, JKST	30	12	16	2	.933	1	0	0	---	0	0
P.Schneider, TXSO	15	1	13	1	.933	1	6	2	.750	0	0
I.Perry, TXSO	15	9	5	1	.933	0	0	0	---	0	0
B. Brown, ALCN	15	5	9	1	.933	0	12	6	.667	0	0
DeGuzman, C., ALST	175	48	115	12	.931	14	0	0	---	0	0
F. Montesino, SUBR	84	35	43	6	.929	10	0	0	---	0	0
T. Smith, ALCN	14	3	10	1	.929	0	13	2	.867	0	0
J. Snyder, SUBR	14	5	8	1	.929	0	17	3	.850	0	0
Josh Crispin, JKST	124	46	69	9	.927	11	0	0	---	0	0
D. Smith, PVAM	55	51	0	4	.927	0	0	0	---	0	0
M. Lomax, MVSU	68	60	3	5	.926	0	0	0	---	0	0
J. Aponte, MVSU	172	77	82	13	.924	12	0	0	---	0	0
J. Juge, SUBR	26	24	0	2	.923	0	0	0	---	0	0
T. O'Neal-EI, AAMU	51	47	0	4	.922	0	0	0	---	0	0
J.Camacho, TXSO	113	43	61	9	.920	2	0	0	---	0	0
A Makarewicz, ALCN	150	44	94	12	.920	9	0	0	---	0	0
D. Walden, ALCN	86	75	4	7	.919	1	0	0	---	0	0
W. Malphus, ALCN	12	11	0	1	.917	0	0	0	---	0	0
M.Furlong, TXSO	12	4	7	1	.917	1	10	0	1.000	0	0
J. Baker, PVAM	143	59	72	12	.916	19	0	0	---	0	0
T. LaPorte, SUBR	186	60	110	16	.914	20	0	0	---	0	0
Magnuson, Jo, UAPB	92	30	54	8	.913	7	0	0	---	0	0
LOPEZ,Bradly, UAPB	56	30	21	5	.911	4	0	0	---	0	0
A. Garcia, PVAM	179	66	97	16	.911	21	0	0	---	0	0
Hernandez, R, ALST	145	39	93	13	.910	4	0	0	---	0	0
K. Wooten, MVSU	78	51	20	7	.910	2	4	0	1.000	0	0
Sims, Larry, UAPB	11	8	2	1	.909	0	0	0	---	0	0
SAWRIE,Natha, UAPB	11	4	6	1	.909	1	7	4	.636	0	0
J. McGowan, ALCN	43	39	0	4	.907	0	0	0	---	0	0

Player	c	po	a	e	fld%	dp	sba	csb	sba%	pb	ci
Parker, Jarf, UAPB	138	39	86	13	.906	19	0	0	---	0	0
HayesSaltare, ALCN	91	33	49	9	.901	10	0	0	---	0	0
R. Perteet, JKST	30	25	2	3	.900	0	0	1	.000	0	0
Burks, Peyto, UAPB	20	5	13	2	.900	1	20	3	.870	0	0
Garnder, A., ALST	10	8	1	1	.900	0	0	0	---	0	0
K. Gaughen, MVSU	29	24	2	3	.897	0	0	0	---	0	0
Q. McGregory, MVSU	96	81	5	10	.896	0	0	0	---	0	0
W. Rieves, MVSU	171	73	80	18	.895	11	0	0	---	0	0
GIRON,Jacob, UAPB	19	15	2	2	.895	0	3	1	.750	0	0
M. Blaise, SUBR	102	31	60	11	.892	11	0	0	---	0	0
G. Smith, GRAM	100	33	56	11	.890	4	0	0	---	0	0
T. Robinson, SUBR	18	2	14	2	.889	0	6	5	.545	0	0
N. Galatas, JKST	18	3	13	2	.889	0	10	5	.667	0	0
R. Evans, GRAM	9	1	7	1	.889	0	7	0	1.000	0	0
Jaylon Dyer, JKST	35	16	15	4	.886	5	0	0	---	0	0
B. Jones, PVAM	87	41	36	10	.885	5	0	0	---	0	0
Pagan, Y., ALST	95	51	33	11	.884	9	0	0	---	0	0
R. Raine, SUBR	42	34	3	5	.881	0	0	0	---	0	0
B. Martina, ALCN	66	21	37	8	.879	6	0	0	---	0	0
L. Lackey, AAMU	24	7	14	3	.875	1	1	1	.500	0	0
Carlos Lopez, ALCN	16	4	10	2	.875	0	20	4	.833	0	0
J.Gilbreath, TXSO	16	4	10	2	.875	1	5	2	.714	0	0
Kevin Perez, JKST	16	1	13	2	.875	0	4	5	.444	0	0
J. Guienze, SUBR	8	0	7	1	.875	0	12	2	.857	0	0
A. Haensel, SUBR	8	2	5	1	.875	0	5	1	.833	0	0
Dollar, G., ALST	8	2	5	1	.875	0	7	2	.778	0	0
C. Campbell, GRAM	38	9	24	5	.868	3	0	0	---	0	0
J. Lott, AAMU	74	39	25	10	.865	6	0	0	---	0	0
R. Santiago, AAMU	58	18	32	8	.862	3	0	0	---	0	0
T. Warren, PVAM	64	27	28	9	.859	3	3	0	1.000	0	0
Z. Uecker, MVSU	21	3	15	3	.857	1	13	1	.929	0	0
T. Laux, PVAM	7	3	3	1	.857	0	10	3	.769	0	0
A.Valdez, TXSO	7	6	0	1	.857	0	2	0	1.000	0	0
JONES,Julian, UAPB	7	6	0	1	.857	0	0	0	---	0	0
S.Oliver, TXSO	13	2	9	2	.846	1	10	0	1.000	0	0
Spencer, II, MVSU	176	53	94	29	.835	11	0	0	---	0	0
R. Torres, JKST	12	2	8	2	.833	0	2	4	.333	0	0
J. Pearson, AAMU	12	1	9	2	.833	0	7	2	.778	0	0
Garth Cahill, JKST	6	0	5	1	.833	0	0	1	.000	0	0
C.Suarez, TXSO	6	1	4	1	.833	0	4	1	.800	0	0
K. Woods, PVAM	6	0	5	1	.833	0	5	2	.714	0	0
F. Diaz Jr., AAMU	6	2	3	1	.833	0	5	2	.714	0	0
W. Thomas, ALCN	6	5	0	1	.833	0	0	0	---	0	0
Reynolds, Ti, UAPB	6	2	3	1	.833	0	6	3	.667	0	0
Dunson, J., ALST	44	22	14	8	.818	2	0	0	---	0	0
Wright, D., ALST	11	3	6	2	.818	1	14	4	.778	0	0
Wilder, D., ALST	11	0	9	2	.818	0	11	4	.733	0	0
B. Hawkins, MVSU	11	2	7	2	.818	0	8	2	.800	0	0
Prioleau, O., ALST	43	17	18	8	.814	0	0	0	---	0	0
G. Osborne, ALCN	16	0	13	3	.813	0	14	4	.778	0	0
A. Hernandez, GRAM	21	2	15	4	.810	0	11	3	.786	0	0
K. Davis, PVAM	10	3	5	2	.800	1	0	0	---	0	0
B. Thomas, ALCN	5	0	4	1	.800	0	2	0	1.000	0	0
S. Reed, MVSU	5	0	4	1	.800	0	8	0	1.000	0	0
Michael Wash, JKST	5	2	2	1	.800	0	5	1	.833	0	0
C. Perez, GRAM	34	9	18	7	.794	1	0	0	---	0	0
Ja. Smith, ALCN	24	6	13	5	.792	0	20	3	.870	0	0
K. Lewis, PVAM	43	10	24	9	.791	3	0	0	---	0	0
B. Milam, AAMU	14	3	8	3	.786	0	9	5	.643	0	0
Mark Watson, JKST	9	1	6	2	.778	0	6	1	.857	0	0
E. Jackson, ALCN	33	10	15	8	.758	3	0	0	---	0	0
P. Adams Jr., GRAM	8	5	1	2	.750	0	0	0	---	0	0
D. Wilson, GRAM	4	1	2	1	.750	0	2	0	1.000	0	0

Player	c	po	a	e	fld%	dp	sba	csb	sba%	pb	ci
M. Blocker, SUBR	4	3	0	1	.750	0	1	0	1.000	0	0
Q. Alsbrooks, AAMU	4	0	3	1	.750	0	11	0	1.000	0	0
McCall, T., ALST	4	1	2	1	.750	0	7	0	1.000	0	0
C. Warner, AAMU	7	2	3	2	.714	0	10	1	.909	0	0
J. Hardit, PVAM	7	1	4	2	.714	0	12	1	.923	0	0
L. Hardit, PVAM	7	2	3	2	.714	0	7	7	.500	0	0
J. Barr, MVSU	16	3	8	5	.688	0	16	1	.941	0	0
L.Simpson, AAMU	9	1	5	3	.667	1	0	0	---	0	0
M.Villanueva, TXSO	3	1	1	1	.667	0	6	3	.667	0	0
Casey Warner, AAMU	3	1	1	1	.667	0	5	1	.833	0	0
K. King, GRAM	3	1	1	1	.667	0	0	0	---	0	0
C. Cooper, PVAM	3	0	2	1	.667	0	7	1	.875	0	0
D.Boykins, TXSO	8	1	4	3	.625	0	4	3	.571	0	0
R. Baduel, GRAM	11	1	5	5	.545	0	7	8	.467	0	0
D. Stanford, SUBR	4	1	1	2	.500	0	0	0	---	0	0
T. Covert, ALCN	2	1	0	1	.500	0	0	0	---	0	0
R. Johnson, ALCN	1	0	0	1	.000	0	4	0	1.000	0	0
J. Martin, GRAM	0	0	0	0	.000	0	1	0	1.000	0	0
D. Key, ALCN	0	0	0	0	.000	0	3	0	1.000	0	0
J. Howell, PVAM	0	0	0	0	.000	0	0	1	.000	0	0
J. Heath, GRAM	0	0	0	0	.000	0	0	0	---	0	0
F.Gonzalez, TXSO	0	0	0	0	.000	0	1	0	1.000	0	0
C. Gilder, PVAM	0	0	0	0	.000	0	0	0	---	0	0
J. Fernandez, ALCN	0	0	0	0	.000	0	0	0	---	0	0
K. Richey, JKST	0	0	0	0	.000	0	0	0	---	0	0
Jesus Diaz, AAMU	0	0	0	0	.000	0	0	1	.000	0	0
Robert Miles, JKST	0	0	0	0	.000	0	3	3	.500	0	0
Justin Moore, JKST	0	0	0	0	.000	0	0	0	---	0	0
E. Morris, AAMU	0	0	0	0	.000	0	4	0	1.000	0	0
B. Perez, JKST	0	0	0	0	.000	0	4	0	1.000	0	0
O.Ponce, TXSO	0	0	0	0	.000	0	0	0	---	0	0
K. Redmond, AAMU	0	0	0	0	.000	0	0	1	.000	0	0
X. Yarbrough, PVAM	0	0	0	0	.000	0	2	0	1.000	0	0
Sidney Ross, JKST	0	0	0	0	.000	0	0	0	---	0	0
W. Templett, SUBR	0	0	0	0	.000	0	0	0	---	0	0
F. De'Jesus, JKST	0	0	0	0	.000	0	0	0	---	0	0
B. Whitaker, AAMU	0	0	0	0	.000	0	0	0	---	0	0
Widman, Cody, UAPB	0	0	0	0	.000	0	2	0	1.000	0	0
N. Williams, JKST	0	0	0	0	.000	0	0	0	---	0	0

2018 SWAC Baseball
SWAC Batting Leaders (as of May 13, 2018)
(All games)

Hitting minimums - 1 Games 1% of Games 1.0 AB/Game 1.0 TPA/Game
Pitching minimums - 1 Games 1 IP 1 BF 1 Decisions

Batting avg		Slugging pct		On base pct	
1. K.Dukes-TXSO	.394	1. Ramirez, III-GRAM	.742	1. F. Montesino-SUBR	.505
2. M. Taylor-GRAM	.392	2. C.Sanchez-TXSO	.665	2. D. Lingua-PVAM	.493
3. R. Hernandez-JKST	.384	3. G.Lucca-TXSO	.604	3. G.Lucca-TXSO	.491
4. G.Lucca-TXSO	.379	4. Hernandez, R-ALST	.586	4. Rios, G.-ALST	.478
5. Hernandez, R-ALST	.371	5. R. Hernandez-JKST	.579	5. M. Taylor-GRAM	.466
6. Rios, G.-ALST	.370	6. B. Martina-ALCN	.559	6. M. Lomax-MVSU	.459
7. D. Lingua-PVAM	.358	7. K.Dukes-TXSO	.554	7. Kreutzer, Ni-UAPB	.457
8. D. Macaay-GRAM	.354	8. S. Vidal-JKST	.539	8. K.Dukes-TXSO	.456
9. M. Wright-SUBR	.354	9. Rios, G.-ALST	.536	Estrada, J.-ALST	.456
10. Ramirez, III-GRAM	.351	10. Kreutzer, Ni-UAPB	.535	10. D. Macaay-GRAM	.454
Runs scored		Hits		Runs batted in	
1. K.Dukes-TXSO	57	1. K.Dukes-TXSO	84	1. Ramirez, III-GRAM	60
2. Estrada, J.-ALST	54	2. M. Taylor-GRAM	74	2. C.Sanchez-TXSO	52
3. G.Lucca-TXSO	50	3. R. Hernandez-JKST	73	3. R. Ortiz-GRAM	47
4. D. Lingua-PVAM	46	4. Hernandez, R-ALST	69	4. R. Hernandez-JKST	46
5. M. Taylor-GRAM	45	G.Lucca-TXSO	69	5. G.Lucca-TXSO	44
6. J. Smith II-AAMU	43	6. Estrada, J.-ALST	67	Rios, G.-ALST	44
Hernandez, R-ALST	43	7. C.Sanchez-TXSO	64	7. J. Santana-JKST	42
8. C.Sanchez-TXSO	41	8. J. O'Reel-AAMU	62	8. Hernandez, R-ALST	41
9. D. Chumley-JKST	40	9. D. Lingua-PVAM	59	9. K.Dukes-TXSO	40
J. Williams-SUBR	40	10. J.Camacho-TXSO	56	Wesley Reyes-JKST	40
Doubles		Triples		Home runs	
1. Wesley Reyes-JKST	22	1. J. Williams-SUBR	5	1. C.Sanchez-TXSO	16
2. K.Dukes-TXSO	21	2. Cox, C.-ALST	4	2. Ramirez, III-GRAM	15
3. Kreutzer, Ni-UAPB	16	3. 9 tied at.....	3	3. Hernandez, R-ALST	10
R. Hernandez-JKST	16			R. Ortiz-GRAM	10
5. Estrada, J.-ALST	14			5. G.Lucca-TXSO	9
Ramirez, III-GRAM	14			6. J. Santana-JKST	8
7. K. Jenkins-ALCN	12			7. R. Hernandez-JKST	7
G.Lucca-TXSO	12			8. S. Vidal-JKST	6
9. 4 tied at.....	11			9. 5 tied at.....	5
Total bases		Walks		Hit by pitch	
1. C.Sanchez-TXSO	123	1. Rios Jimenez-ALCN	47	1. J. Smith II-AAMU	20
2. K.Dukes-TXSO	118	2. D. Lingua-PVAM	36	2. G.Lucca-TXSO	17
3. Ramirez, III-GRAM	112	3. Kreutzer, Ni-UAPB	32	3. T. Gordon-PVAM	16
4. G.Lucca-TXSO	110	4. T. Gordon-PVAM	31	4. Estrada, J.-ALST	15
R. Hernandez-JKST	110	K. Jenkins-ALCN	31	5. D. Hamilton-ALCN	12
6. Hernandez, R-ALST	109	6. Rios, G.-ALST	30	6. Hernandez, R-ALST	11
7. Estrada, J.-ALST	102	J. Williams-SUBR	30	Sanchez, Ric-UAPB	11
8. J. O'Reel-AAMU	90	8. R. Ortiz-GRAM	28	D. Chumley-JKST	11
9. J. Santana-JKST	89	J. Pope-SUBR	28	M. Parrish-MVSU	11
10. R. Ortiz-GRAM	86	S. Vidal-JKST	28	10. 2 tied at.....	10
Sac bunts		Sac flies		Stolen bases	
1. W. Johnson-MVSU	11	1. Wesley Reyes-JKST	9	1. G.Lucca-TXSO	25
2. Allen, H.-ALST	8	2. Ramirez, III-GRAM	6	2. K.Dukes-TXSO	24
Q. McGregor-MVSU	8	Rios, G.-ALST	6	Jarvis Warne-JKST	24
4. D. Chumley-JKST	7	4. J. Pope-SUBR	5	4. J. Williams-SUBR	21
J.Cabreja-TXSO	7	H. Wilson-ALCN	5	5. C. Jamison-PVAM	19
J. Barna-ALCN	7	Estrada, J.-ALST	5	6. Hernandez, R-ALST	17
C. Pepper-AAMU	7	Hernandez, R-ALST	5	M. Lomax-MVSU	17
Jarvis Warne-JKST	7	8. 6 tied at.....	4	M. Taylor-GRAM	17
9. 7 tied at.....	6			9. Lamar Briggs-JKST	16
				10. 2 tied at.....	15

Total plate appearances

1. K.Dukes-TXSO	239
Estrada, J.-ALST	239
3. G.Lucca-TXSO	224
4. J. Smith II-AAMU	221
5. M. Taylor-GRAM	220
Rios Jimenez-ALCN	220
7. C.Sanchez-TXSO	219
8. Hernandez, R-ALST	218
J.Camacho-TXSO	218
10. D. Lingua-PVAM	213

Strikeouts

1. W. Rieves-MVSU	55
2. W. Johnson-MVSU	47
J. Santana-JKST	47
4. K. Jenkins-ALCN	46
5. Q. McGregor-MVSU	42
6. R. Hernandez-JKST	41
7. Rios Jimenez-ALCN	40
S. Williams-PVAM	40
9. 6 tied at.....	39

At bats

1. K.Dukes-TXSO	213
2. J.Camacho-TXSO	191
Estrada, J.-ALST	191
4. R. Hernandez-JKST	190
5. M. Taylor-GRAM	189
6. Hernandez, R-ALST	186
J. O'Reel-AAMU	186
8. C.Sanchez-TXSO	185
9. J. Smith II-AAMU	184
10. G.Lucca-TXSO	182

Caught stealing

1. J. Williams-SUBR	10
2. D. Walden-ALCN	9
3. Q. McGregor-MVSU	8
4. ESPARZA,Serg-UAPB	7
B. Moore-AAMU	7
6. Cheneau, N.-ALST	6
7. J.Camacho-TXSO	5
A. Wheatley-SUBR	5
Jarvis Warne-JKST	5
K.Dukes-TXSO	5

Steal attempts

1. J. Williams-SUBR	31
2. Jarvis Warne-JKST	29
K.Dukes-TXSO	29
4. G.Lucca-TXSO	28
5. C. Jamison-PVAM	23
6. M. Taylor-GRAM	21
D. Walden-ALCN	21
8. M. Lomax-MVSU	20
Q. McGregor-MVSU	20
10. Hernandez, R-ALST	19

Grounded into DP

1. Hernandez, R-ALST	8
2. W. Rieves-MVSU	7
3. Rios, G.-ALST	6
B. Barna-ALCN	6
T. Bolden-GRAM	6
6. J. Barna-ALCN	5
7. 5 tied at.....	4

2018 SWAC Baseball
SWAC Pitching Leaders (as of May 13, 2018)
(All games)

Hitting minimums - 1 Games 1% of Games 1.0 AB/Game 1.0 TPA/Game
 Pitching minimums - 1 Games 1 IP 1 BF 1 Decisions

Earned run avg		Opposing bat avg		Innings pitched	
1. ESPARZA,Serg-UAPB	0.00	1. Kelly, D.-ALST	.146	1. Kevin Perez-JKST	87.2
2. D. Mitchell-AAMU	1.86	2. J. O'Reel-AAMU	.158	2. N. Galatas-JKST	86.1
3. Wright, D.-ALST	2.31	3. Jose Tirado-JKST	.170	3. J. Britt-AAMU	75.2
4. Kelly, D.-ALST	2.35	4. A. Barkley-MVSU	.184	Burks, Peyto-UAPB	75.2
5. C.Suarez-TXSO	2.36	5. C.Suarez-TXSO	.192	5. A.Solis-TXSO	75.0
6. J. O'Reel-AAMU	2.38	6. Joe Smith-ALCN	.197	6. LOPEZ,Tyrus-UAPB	74.1
7. A. Barkley-MVSU	2.57	7. O'Guinn, Jor-UAPB	.222	7. N. Johnson-MVSU	73.1
8. Jose Tirado-JKST	2.78	ESPARZA,Serg-UAPB	.222	8. Carlos Lopez-ALCN	72.0
9. Wilder, D.-ALST	3.07	9. Mark Watson	-.JKST	9. D. Williams-PVAM	69.2
10. Mark Watson	-.JKST	R.Loza-TXSO	.225	10. J. Figueroa-AAMU	68.2
Batters struck out		Batters SO out looking		Wins	
1. Carlos Lopez-ALCN	87	1. Jose Tirado-JKST	25	1. Kevin Perez-JKST	11
2. Ja. Smith-ALCN	74	2. Kevin Perez-JKST	23	2. N. Galatas-JKST	9
3. Kevin Perez-JKST	72	D. Williams-PVAM	23	3. A.Solis-TXSO	8
4. Jose Tirado-JKST	67	4. Wilder, D.-ALST	22	4. Wright, D.-ALST	7
5. D. Williams-PVAM	64	5. Mark Watson	-.JKST	LOPEZ,Tyrus-UAPB	7
6. Wilder, D.-ALST	59	6. Ja. Smith-ALCN	20	6. Laney, C.-ALST	6
7. Vazquez, I.-ALST	56	A.Solis-TXSO	20	7. Jose Tirado-JKST	5
A.Solis-TXSO	56	8. Wright, D.-ALST	19	D. Beizer-GRAM	5
9. N. Galatas-JKST	53	9. 3 tied at.....	18	Dollar, G.-ALST	5
10. Wright, D.-ALST	51			10. 8 tied at.....	4
Saves		Appearances		Games started	
1. Jose Tirado-JKST	13	1. Jose Tirado-JKST	29	1. Kevin Perez-JKST	15
2. D. Beizer-GRAM	5	2. S.Oliver-TXSO	25	2. N. Galatas-JKST	13
3. McCall, T.-ALST	4	3. J. Figueroa-AAMU	23	Ja. Smith-ALCN	13
C.Suarez-TXSO	4	R.Loza-TXSO	23	N. Johnson-MVSU	13
5. Vazquez, I.-ALST	3	5. Laney, C.-ALST	21	5. A.Solis-TXSO	12
R. Winters-ALCN	3	6. SAWRIE,Natha-UAPB	20	Z. Uecker-MVSU	12
SAWRIE,Natha-UAPB	3	P.Schneider-TXSO	20	B. Brown-ALCN	12
S.Oliver-TXSO	3	8. 6 tied at.....	19	Burks, Peyto-UAPB	12
A. Barkley-MVSU	3			Carlos Lopez-ALCN	12
10. 3 tied at.....	2			J. Snyder-SUBR	12
Games finished		Games in relief		Sac bunts allowed	
1. Jose Tirado-JKST	28	1. Jose Tirado-JKST	29	1. Z. Uecker-MVSU	12
2. D. Beizer-GRAM	15	2. S.Oliver-TXSO	24	2. Carlos Lopez-ALCN	8
3. A. Barkley-MVSU	13	3. R.Loza-TXSO	23	D. Stewart-MVSU	8
4. L. Hardit-PVAM	12	4. Laney, C.-ALST	21	T. Robinson-SUBR	8
W. Allen-SUBR	12	5. A.Carrillo-TXSO	19	5. Wright, D.-ALST	7
McCall, T.-ALST	12	D. Beizer-GRAM	19	N. Johnson-MVSU	7
S.Oliver-TXSO	12	7. 6 tied at.....	18	Z. Perez-ALCN	7
8. Laney, C.-ALST	11			J. Britt-AAMU	7
R. Winters-ALCN	11			9. 3 tied at.....	6
10. 2 tied at.....	9				
Sac flies allowed		Losses		Runners picked off	
1. S. Reed-MVSU	9	1. B. Milam-AAMU	11	1. Ja. Smith-ALCN	5
M. Boyd-SUBR	9	Ja. Smith-ALCN	11	2. LOPEZ,Tyrus-UAPB	4
3. D. Williams-PVAM	8	3. Z. Uecker-MVSU	8	S. Vidal-JKST	4
4. J. Barr-MVSU	7	C. Rozypal-PVAM	8	A. Barkley-MVSU	4
D. Stewart-MVSU	7	B. Brown-ALCN	8	5. A.Solis-TXSO	3
6. 6 tied at.....	6	N. Johnson-MVSU	8	R.Urbano-TXSO	3
		7. G. Osborne-ALCN	7	A. Hernandez-GRAM	3
		J. Britt-AAMU	7	8. 6 tied at.....	2
		M.Furlong-TXSO	7		
		10. 4 tied at.....	6		

Wild pitches		
1. B. Brown-ALCN		18
2. Q. Alsbrooks-AAMU		14
3. D. Williams-PVAM		13
J. Figueroa-AAMU		13
5. Wilder, D.-ALST		11
6. 6 tied at.....		10

Balks		
1. K. Woods-PVAM		6
2. Kevin Perez-JKST		4
3. Mark Watson	-JKST	
Carlos Lopez-ALCN		3
5. 11 tied at.....		2

Hit batters		
1. J. Barr-MVSU		18
2. A.Solis-TXSO		17
3. Jose Tirado-JKST		15
Softley, Aus-UAPB		15
5. B. Brown-ALCN		14
D. Stewart-MVSU		14
D. Franklin-SUBR		14
8. J. Snyder-SUBR		13
LOPEZ,Tyrus-UAPB		13
Carlos Lopez-ALCN		13

Intentional BB allowed		
1. T. Laux-PVAM		2
B. Sykes-SUBR		2
3. 17 tied at.....		1

Hits allowed		
1. ESPARZA,Serg-UAPB		2
2. O'Guinn, Jor-UAPB		4
3. J. O'Reel-AAMU		6
W. Rieves-MVSU		6
5. J. Martin-GRAM		7
6. D. Mitchell-AAMU		8
7. J. Johnson-PVAM		9
8. T. Sanders-AAMU		12
Sidney Ross-JKST		12
Kelly, D.-ALST		12

Runs allowed		
1. D. Mitchell-AAMU		3
2. J. O'Reel-AAMU		4
ESPARZA,Serg-UAPB		4
4. A. Barkley-MVSU		6
Kelly, D.-ALST		6
6. W. Rieves-MVSU		7
J. Martin-GRAM		7
8. O'Guinn, Jor-UAPB		8
9. K. Redmond-AAMU		10
10. Sidney Ross-JKST		11

Earned runs allowed		
1. ESPARZA,Serg-UAPB		0
2. D. Mitchell-AAMU		2
3. J. O'Reel-AAMU		3
4. J. Martin-GRAM		6
J. Johnson-PVAM		6
W. Rieves-MVSU		6
Kelly, D.-ALST		6
A. Barkley-MVSU		6
9. O'Guinn, Jor-UAPB		8
10. Sidney Ross-JKST		9

Walks allowed		
1. J. Martin-GRAM		0
2. K. Redmond-AAMU		2
ESPARZA,Serg-UAPB		2
Kelly, D.-ALST		2
5. A. Barkley-MVSU		3
6. N. Campos-PVAM		4
7. T. Sanders-AAMU		6
D. Mitchell-AAMU		6
Sidney Ross-JKST		6
10. O'Guinn, Jor-UAPB		7

Doubles allowed		
1. J. Martin-GRAM		0
O'Guinn, Jor-UAPB		0
3. J.Gilbreath-TXSO		1
ESPARZA,Serg-UAPB		1
J. O'Reel-AAMU		1
D. Mitchell-AAMU		1
7. F. Diaz Jr.-AAMU		2
K. Redmond-AAMU		2
T. Sanders-AAMU		2
Joe Smith-ALCN		2

Triples allowed		
1. B. Hawkins-MVSU		0
J. Guienze-SUBR		0
O'Guinn, Jor-UAPB		0
J.Gilbreath-TXSO		0
ESPARZA,Serg-UAPB		0
Wright, D.-ALST		0
J. O'Reel-AAMU		0
D. Mitchell-AAMU		0
R. Baduel-GRAM		0
K. Redmond-AAMU		0

Home runs allowed		
1. N. Campos-PVAM		0
Z. Uecker-MVSU		0
Softley, Aus-UAPB		0
O'Guinn, Jor-UAPB		0
A.Carrillo-TXSO		0
McCall, T.-ALST		0
R. Torres-JKST		0
ESPARZA,Serg-UAPB		0
Wilder, D.-ALST		0
J. O'Reel-AAMU		0

2018 SWAC Baseball
SWAC Fielding Leaders (as of May 13, 2018)
(All games)

Hitting minimums - 1 Games 1% of Games
Pitching minimums - 1 Games 1 IP 1 BF 1 Decisions

Fielding pct		Chances		Putouts	
1. J. Williams-SUBR	1.000	1. Allen, H.-ALST	390	1. T. Bolden-GRAM	347
Lamar Briggs-JKST	1.000	2. T. Bolden-GRAM	363	2. Allen, H.-ALST	343
T. Culpepper-JKST	1.000	3. S. Vidal-JKST	354	3. M. Parrish-MVSU	314
A. Felder-GRAM	1.000	4. M. Parrish-MVSU	334	4. S. Vidal-JKST	311
J.Cabreja-TXSO	1.000	5. K. Jenkins-ALCN	321	5. K. Jenkins-ALCN	286
K. Cormier-ALCN	1.000	6. G.Lucca-TXSO	318	6. Kreutzer, Ni-UAPB	285
C. Shannon-GRAM	1.000	7. Kreutzer, Ni-UAPB	309	7. J. Pope-SUBR	281
W. Stripling-AAMU	1.000	8. J. Pope-SUBR	302	8. R. Hernandez-JKST	262
David Burke-JKST	1.000	9. R. Hernandez-JKST	292	9. C. McGregory-AAMU	260
E. Antonetty-JKST	1.000	10. R.Urbano-TXSO	286	10. R.Urbano-TXSO	253
Assists		Fielding double plays		Passed balls	
1. J. O'Reel-AAMU	139	1. J. Smith II-AAMU	29	1. K. Jenkins-ALCN	18
2. M. Taylor-GRAM	130	2. Rios Jimenez-ALCN	28	2. R. Ortiz-GRAM	12
3. H.LeBlanc-TXSO	115	J. Pope-SUBR	28	3. T. Gordon-PVAM	11
DeGuzman, C.-ALST	115	4. C. McGregory-AAMU	27	R.Urbano-TXSO	11
5. Mallison, Ry-UAPB	110	5. T. Bolden-GRAM	25	5. W. Nelson-SUBR	9
T. LaPorte-SUBR	110	6. R. Hernandez-JKST	22	6. Columbo, Jac-UAPB	8
7. J. Smith II-AAMU	105	7. 5 tied at.....	21	D. Macaay-GRAM	8
8. A. Garcia-PVAM	97			A. Barkley-MVSU	8
9. Spencer, II-MVSU	94			9. 5 tied at.....	6
A Makarewicz-ALCN	94				
Catchers interference		Steal attempts against		Stolen bases against	
1. Sanchez, Ric-UAPB	3	1. K. Jenkins-ALCN	115	1. K. Jenkins-ALCN	100
2. T. Durham-PVAM	1	2. T. Gordon-PVAM	91	2. T. Gordon-PVAM	69
R.Urbano-TXSO	1	3. W.Betancourt-AAMU	70	3. Allen, H.-ALST	55
B.Hicks-TXSO	1	4. Allen, H.-ALST	68	4. W.Betancourt-AAMU	53
T. Gordon-PVAM	1	5. R.Urbano-TXSO	59	5. A. Barkley-MVSU	47
		6. A. Barkley-MVSU	58	6. Columbo, Jac-UAPB	45
		7. B. Johnson-SUBR	56	7. B. Johnson-SUBR	44
		8. R. Ortiz-GRAM	54	8. R.Urbano-TXSO	43
		9. S. Vidal-JKST	53	9. R. Ortiz-GRAM	38
		10. Columbo, Jac-UAPB	52	10. 2 tied at.....	32
Caught stealing by		Errors			
1. T. Gordon-PVAM	22	1. Spencer, II-MVSU	29		
S. Vidal-JKST	22	2. W. Rieves-MVSU	18		
3. W.Betancourt-AAMU	17	3. T. LaPorte-SUBR	16		
4. R. Ortiz-GRAM	16	A. Garcia-PVAM	16		
R.Urbano-TXSO	16	5. J. O'Reel-AAMU	14		
6. K. Jenkins-ALCN	15	6. R. Hernandez-JKST	13		
7. Allen, H.-ALST	13	Parker, Jarf-UAPB	13		
8. B. Johnson-SUBR	12	Hernandez, R-ALST	13		
9. A. Barkley-MVSU	11	M. Taylor-GRAM	13		
10. 4 tied at.....	8	J. Aponte-MVSU	13		